

Atrium




Atrium White

Colors




White VTL ATWH




Beige VTL ATBE



Light Gray ATLI



Medium Gray VTL ATME




Dark Gray VTL ATDA



Taupe VTL ATTA

Sizes



24" x 24" x 9.53mm

Rectified

Matte, Polished and Textured

- White
- Beige
- Light Gray
- Medium Gray
- Dark Gray
- Taupe



12" x 24" x 7.94mm

Rectified

Matte and Polished

- White
- Beige
- Light Gray
- Medium Gray
- Dark Gray
- Taupe

ATRIUM

Field Tiles*

SIZE	ACTUAL	THICKNESS	FINISH
24" x 24" Rectified	23.625" x 23.625"	9.53 mm	Matte
24" x 24" Rectified	23.625" x 23.625"	9.53 mm	Polished
24" x 24" Rectified	23.625" x 23.625"	9.53 mm	Textured
12" x 24" Rectified	11.75" x 23.625"	7.94 mm	Matte
12" x 24" Rectified	11.75" x 23.625"	7.94 mm	Polished

Mosaics & Coordinating Trims*

SIZE	ACTUAL	FINISH
4" x 24" Bullnose Rectified	3.937" x 24"	Matte
4" x 24" Bullnose Rectified	3.937" x 24"	Polished

*Not all sizes/trims are available in all colors and finishes

Product Characteristics

TEST	MATTE	POLISHED	TEXTURED
Breaking Strength	>275 lbs	>275 lbs	>275 lbs
Chemical Resistance	Resistant	Resistant	Resistant
DCOF	≥0.42	Not Applicable	≥0.60
Deep Scratch Resistance - Unglazed	Not Applicable	Not Applicable	Not Applicable
Frost Resistance	Not Applicable	Not Applicable	Not Applicable
Mohs Hardness - EN101	6	5	8
Water Absorption	< 0.5	< 0.5	< 0.5
Certifications	Not Applicable	Not Applicable	Not Applicable
Country of Origin	Brazil	Brazil	Brazil
Shade Variation Code	v2	v2	v2

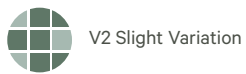
Application**

		WALL	FLOOR
Interior	Residential	•	•
Interior	Commercial	•	
Interior	Heavy Commercial		
Exterior	Residential/Commercial		

** These recommendations are not defined by ANSI Standards

Material

Porcelain



V2 Slight Variation



DCOF ≥0.42 - Matte
≥0.60-Textured



Made in Brazil



Water Absorption: < 0.5



Recommend an offset pattern ≤33%



Ready Ship



Request samples.

www.vitlsurfaces.com
samples@vitlsurfaces.com



VITL
SURFACES
COMMERCIAL