



Connect Family

# Connect-XT M1, Simon XT<sup>®</sup> Compatible



**Connect-XT** is a LTE M1 module that provides network connectivity and home automation to the Simon XT panel.

## Features

- Connects Simon XT panels to the LTE M1 cellular network
- Provides interactive services without panel replacement
- Provides home automation without panel replacement (Connect-XT-A-Z or Connect-XT-V-Z)
- Provides central station signal reporting




## Installation

1. Set up an account in the AlulaConnect portal.
2. Install the module into the Simon XT panel using the steps below:

- Disarm.
- Plug the module into the back of the Simon XT panel.

Note: ensure care is taken when handling the module. Do not handle components on the board when securing the module into place.

- Place the antenna into the slot at the top of the Simon XT panel.
- Installation is complete.



## Operation

Events are reported to the Alula Platform. Events can also be set up to report to a monitoring station. All events use **Contact ID** reporting codes.

### Events reported:

- Alarm
- Alarm Cancel
- Opening
- Closing
- System Low Battery (Optional)
- System Low Battery Restoral (Optional)
- AC Power Fail (Optional)
- AC Power Restoral (Optional)

System control and viewing can be done using the Alula app.


Verify proper installation and operation using your Simon XT panel's installation manual.

## Operation

If you need to reset the module, press the factory default switch until the module's LEDs flash once (roughly 5 seconds).

### LED indicators

LED	Indication
Power (Green)	<b>ON and Flashing off once every second</b> - Powered and running
Cellular (Red)	<b>ON</b> - Registered with the local cellular network
CS & Platform (Red/Yellow)	<b>ON</b> - Connected to interactive server




Factory Default Switch

**Note:** If the cellular LED displays two quick flashes (then repeats every second), this indicates it was not able to connect to the network. There could be a delay before retrying the connection.

Cellular signal bar LEDs indicate the quality of the cellular connection. A minimum of two signal bar LEDs is recommended.

LED Indicators



Signal Bar LEDs

Signal Bar	Cellular Signal Strength
0	<b>Bad (0 to 14)</b>
1	<b>Marginal (15 to 19)</b>
2	<b>Acceptable (20 to 24)</b>
3	<b>Good (25 to 30)</b>
4	<b>Best (30+)</b>

## Troubleshooting

Cellular communication problems can be solved in many ways:

- Ensure antenna is securely snapped into the circuit board
- Reposition the unit (move or rotate)
- Move the unit higher in the building
- Move the unit away from metal objects (appliances, ducts)
- Move the unit closer to a window
- Replace antenna with one that has better performance (see following page)

## Antenna Options

### Internal antenna - RE048

- Good Performance
- Offers a compact solution



### Wall Drop antenna - RE036

- 8-foot antenna
- Better performance
- Antenna can be hidden in the wall



### Wall Drop antenna - RE036-0

- 1-foot antenna
- Better performance
- Antenna can be hidden in the wall



### Other cellular antenna options

- Nearson T6155AM-LTE-S
- Taoglas TG.30.8113
- Laird DBA6927C1-FSMAM

## Specifications

Physical	
Dimensions	4.1 x 1.9 x 0.8 inches
Weight	1.1 ounces
Current Draw	100mA (Nominal)
Environmental	
Operating Temperature	32°F to 120°F
Maximum Humidity	85% non-condensing relative humidity
Panel Compatibility	
Interlogix	Simon XT (firmware version 1.3 or later), Simon XT <i>i</i> , Simon XT <i>i</i> 5
Certification	
Connect-XT-A, Connect-XT-A-Z	FCC, IC, AT&T
Connect-XT-V, Connect-XT-V-Z	FCC, IC, Verizon

*Specifications subject to change without notice*

### FCC NOTICE

This device complies with Part 15 of the FCC rules. Operation is subject to the following two conditions:

- (1) This device may not cause harmful interference.
  - (2) This device must accept any interference that may be received, including interference that may cause undesired operation.
- Changes or modifications not expressly approved by Alula could void the user's authority to operate this equipment.

#### RF Exposure:

To satisfy FCC RF Exposure requirements for mobile and base station transmission devices, a separation distance of 20cm or more should be maintained between the antenna of this device and persons during operation. To ensure compliance, operation at closer than this distance is not recommended.

FCC ID: XMR201707BG96

### TRADEMARKS

Alula is a trademark owned by Alula Holdings, LLC.

"Interlogix" and "Simon" are trademarks owned by United Technologies Electronic Controls, Inc. Alula products will function with United Technologies Electronics Controls, Inc. systems. However, no Alula product is produced by, endorsed by, or is officially associated with United Technologies Electronic Controls, Inc. Alula recommends verifying proper enrollment and operation, per control panel installation instructions, at installation. Verizon is a trademark of Verizon Trademark Services LLC. AT&T is a trademark of AT&T Intellectual Property II, L.P.

### IC NOTICE

This device complies with Industry Canada license-exempt RSS standard(s). Operation is subject to the following two conditions:

- (1) This device may not cause interference, and
- (2) This device must accept any interference, including interference that may cause undesired operation of the device.

Le présent appareil est conforme aux cnr d'Industrie Canada applicables aux appareils radio exempts de licence. L'exploitation est autorisée aux deux conditions suivantes:

- (1) L'appareil ne doit pas produire de brouillage, et
- (2) L'utilisateur de l'appareil doit accepter tout brouillage radioélectrique subi, même si le brouillage est susceptible d'en compromettre le fonctionnement.

IC: 10224A-201709BG96