

SAVOIR™
COLORBODY™ PORCELAIN

MARAZZI®
DARE TO BE BOLD™

MARBLE LOOK



SAVOIR™

Transform any space into a runway with the exotic elegance of Savoir™. This decadent marble look demands attention in four raw, natural colorways in both matte and polished finishes. Bold veining visuals vary from tile to tile, which adds a daring contrast to your canvas. Select from the popular 12 x 24, 24 x 24 and complementary mosaics or make a floor-to-ceiling statement with the extra-large 24 x 48 size. The epitome of je ne sais quoi – Savoir is luxury unmatched.



COVER PHOTO: BLEU 24 x 24
ABOVE PHOTO: PIERRE 24 x 24

MARBLE LOOK

FINISHES: MATTE | POLISHED

USAGE

- FLOOR
- WALL
- COUNTERTOP
- SHOWER FLOOR
- EXTERIOR FLOOR

MATERIAL

PC
PORCELAIN

PRICING

LOW HIGH

SPECIAL FEATURES

- STEPWISE™
- TRUEEDGE™
- MADE IN THE U.S.A.
- LARGE FORMAT
- MOSAIC/DECO
- ENCAUSTIC
- TERRAZZO
- PAVER
- CUSTOMIZE

NOT APPLICABLE FOR ALL PRODUCTS IN THIS SERIES. SEE CHARTS FOR FULL PRODUCT DETAILS.

MARBLE LOOK

COLORBODY™ PORCELAIN FLOOR TILE




SV11 Café



SV12 Pierre



SV13 Bleu



SV14 Noir

OVAL DOT MOSAIC | 14 x 14 SHEET - POLISHED




SV11 Café



SV12 Pierre



SV13 Bleu



SV14 Noir

3 x 3 MOSAIC | 12 x 12 SHEET - MATTE




SV11 Café



SV12 Pierre



SV13 Bleu



SV14 Noir



SLIP RESISTANT



WATERPROOF



STAINPROOF



DENTPROOF



SCRATCH-RESISTANT



FIRE-RESISTANT



CLIMATEPRO™



SIMPLICLEAN™

VISIT MARAZZIUSA.COM/WHYTILE FOR A COMPLETE LIST OF QUALIFICATIONS AND EXCLUSIONS.



LEARN MORE

FINISHES: MATTE | POLISHED

USAGE	MATERIAL	PRICING	SPECIAL FEATURES

NOT APPLICABLE FOR ALL PRODUCTS IN THIS SERIES. SEE CHARTS FOR FULL PRODUCT DETAILS.

MARBLE LOOK

SIZES

			Thickness	Sq. Ft./ Carton	Pieces/ Carton
	24 x 48 Floor Tile	23-3/8" x 46-7/8" (59.44 cm x 119.20 cm)	5/16"	15.26	2
	24 x 24 Floor Tile	23-3/8" x 23-3/8" (59.44 cm x 59.44 cm)	5/16"	15.21	4
	12 x 24 Floor Tile	11-5/8" x 23-3/8" (29.56 cm x 59.44 cm)	5/16"	17.02	9
	Oval Dot Mosaic* (Mesh-mounted)	14" x 14" Sheet (35.56 cm x 35.56 cm Sheet)	5/16"	5.00	5
	3 x 3 Mosaic** (Mesh-mounted)	12" x 12" Sheet (30.48 cm x 30.48 cm Sheet)	5/16"	7.00	7

* Available in Polished finish only.
** Available in Matte finish only.

TRIM

Description	Number	Size	Shape
Floor Bullnose	P43F9	3 x 24	

APPLICATIONS

	Target DCOF wet	Suitable
Dry & Level - Interior Floor	N/A	■
Wet & Level - Interior Floor	≥ 0.42	■*
Shower Floors (Residential or Light Commercial)	≥ 0.42	■**
Exterior Floor Applications (including patios, pool decking & other wet areas with minimal footwear)	≥ 0.60	
Ramps & Inclines	≥ 0.65	
Walls/Backsplashes	N/A	■
Countertops	N/A	■
Pool Linings	N/A	■**

A DCOF value of ≥0.42 is the standard for tiles specified for level interior spaces expected to be walked upon when wet, as stated in ANSI A137.1-A.326.3. For more information about DCOF and the DCOF AcuTest™, visit marazziusa.com/DCOF.

APPLICATION NOTES:

Suitable for exterior applications (provided it is noted as suitable in the applications chart above) in freezing and non-freezing climates, when proper installation methods are followed.

* Matte finish only.
** 3 x 3 mosaic tile only.

FEATURES

PRE-CONSUMER RECYCLED MATERIALS MADE IN THE U.S.A.

REVEAL IMAGING®

CERTIFIED PORCELAIN TILE ZERO TO X Healthy Indoor Healthy Planet

All or select items within this series meet the requirements for these qualifications. For more information visit marazziusa.com.

INSTALLATION

Grout Joint Recommendation	Shade Variation
<p>Floor Tile: 1/8" (3/16" when multiple sizes are installed in a modular pattern, and/or when installing tile with a length 15" or greater in a staggered brick-joint pattern; overlap should not exceed 33%).</p> <p>Mosaic: 1/8"</p>	Random Variation

PERFORMANCE CHARACTERISTICS

	ASTM#	Floor Result	Mosaic Result
Water Absorption	C373	< 0.5%	< 0.5%
Breaking Strength	C648	> 275 lbs	> 275 lbs
Scratch Hardness	MOHS	8.0 - Matte 6.0 - Polished	8.0 - Matte 6.0 - Polished
Chemical Resistance	C650	Resistant	Resistant

For additional information on test results, visit us at: marazziusa.com/information/TestResults.

DURABILITY

Floor Surface Wear Resistance

1	Residential Bathrooms	3	All Residential / Light Commercial
2	All Residential Areas	④	All Residential / Commercial

NOTES

Since there are variations in all fired ceramic and natural products, tile and trim supplied for your particular installation may not match samples. Final confirmation should be made from actual tiles and trim prior to installation. Manufactured in accordance with ANSI A137.1 standards.

Not for use on ramps. Water, oil, grease, improper drainage and certain footwear can create slippery conditions. Floor applications expected to be exposed to these conditions require extra caution in product selection.

For additional information refer to "Factors to Consider" at: marazziusa.com/Factors.

Random visuals enhance the natural beauty of this product. To achieve optimal results, all tile should be selected from multiple cartons and shading and graphic arrangement planned prior to installation.

Special consideration needs to be given when installing tiles greater than 15 inches. Please refer to marazziusa.com/LargeTiles for more information.

Manufacturer Advisory: All tile is measured by the DCOF AcuTest™ method. Tiles with DCOF values <0.42 are not recommended for use in areas with wet or slippery conditions. For more information, see ANSI standard A137.1 section 6.2.2.1.10, available at www.tileusa.com.

Special care should be taken when grouting with dark pigmented colors. A grout release is recommended to prevent finely powdered pigments from lodging in the pores of the surface. Use of a latex modified thin-set is recommended for installation.