


Enhance™ Collection

Ruvida was meticulously designed to mirror the authentic beauty of natural stone. With its remarkable realism, each tile captures the intricate textures, veining, and hues found in genuine stone, creating a striking visual impact in any space. Offering versatility and elegance, Ruvida is available in four rich colors and two sizes, making it the ideal choice for any project, large or small.


RUVIDA™
Glazed Porcelain



Gray



Ash






Mink




Cream



Sizes		
	24"x24"	12"x24"
Thickness	9mm	9mm
Faces	Check Website	Check Website
Finish	Matte	Matte
Edge	Rectified	Rectified
Grout Joint Recommendation	Check Website	Check Website


EmGuard & EmGuard+
Anti-Microbial Technology Available**

Product and Installation Details | ANSI A108.02 Section 4.3.8.2 - For running bond/brick jointing patterns utilizing tiles (square or rectangular) where the side being offset is greater than 18" (nominal dimension), the running bond offset will be a maximum of 33% unless otherwise specified by the tile manufacturer. If an offset greater than 33% is specified, specifier and owner must approve mock-up and lippage.



Recommended 33% Offset*

Testing	Abrasion Resistance C1027	Breaking Strength C648	Chemical Resistance C650	Water Absorption C373	DCOF ANSI A137.1	Scratch Hardness MOHS	Shade Variation Rating
Results*	Max. 175 mm ³	>250 lbf (12x24) >750 lbf (24x24)	Check Website	Avg. Ev 0.5 %	≥.42	8-9 (12x24) 7-8 (24x24)	V4

-  Sustainability Attributes
- Red List Free
 - Health Product Declaration (HPD) provided upon request
 - Product Packaging is 100% recyclable

*For more information visit www.emser.com. Always consult a professional for proper usage and installation.