



The subtle movement and gentle veining of Solara™ mirrors the beauty of natural marble. The neutral palette is sure to make any space warm and inviting. With all the subtle sophistication of marble, Solara is sure to elevate any design.

SOLARA™
Glazed Porcelain





Cabrio




Firenze







Meriva



Yaris



Sizes							
	20" x 20" 19.57" x 19.57" (Porcelain)	12" x 24" 11.81" x 23.62" (Porcelain)	11" x 10" Mesh 10.83" x 10.39"	3" x 12" Floor SBN			
Thickness	8.5mm	8.4mm	8.4mm	8.4mm			
Faces	12	12	Random	Random			
Finish	Matte	Matte	Matte	Matte			
Edge	Pressed	Pressed	Cut	Cut/Rounded			
Grout Joint Recommendation	3/16"	3/16"	Check Website	3/16"			
Testing	Abrasion Resistance C1027	Breaking Strength C648	Chemical Resistance C650	Water Absorption C373	DCOF ANSI A1371	Scratch Hardness MOHS	Shade Variation Rating
	Results* II III (Firenze)	>300 lbf >350 lbf (Firenze)	Resistant	<0.5%	>0.42	7	V2

Product and Installation Details | ANSI A108.02
Section 4.3.8.2 - For running bond/brick jointing patterns utilizing tiles (square or rectangular) where the side being offset is greater than 18" (nominal dimension), the running bond offset will be a maximum of 33% unless otherwise specified by the tile manufacturer. If an offset greater than 33% is specified, specifier and owner must approve mock-up and lippage.



Sustainability Attributes

- Red List Free
- Health Product Declaration (HPD) provided upon request
- Product Packaging is 100% recyclable
- VOC Free

*For more information visit www.emser.com. Always consult a professional for proper usage and installation.