

Features

- Faceplate with handle and push-button diverter
- A single handle controls both on/off activation and temperature setting
- Pressure-balancing diaphragm technology maintains outlet temperature within +/-3°F during water pressure fluctuations
- Box includes: Faceplate with lever handle and diverter, shower arm with flange
- For use with any KOHLER showerhead (sold separately)
- Coordinates with products in the Hint® collection

Material

- Premium material construction for durability and reliability
- KOHLER finishes resist corrosion and tarnishing

Installation

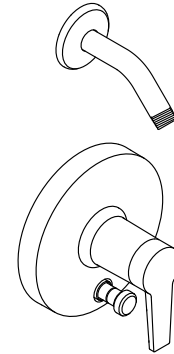
- Wall-mount
- Trim only; requires K-11748-K or K-11748-KS Rite-Temp pressure-balancing valve (sold separately)

Required Products/Accessories

K-11748 Series Rite-Temp® Valves

Optional Products/Accessories

1204798 Deep Rough-in Kit for Rite-Temp Valve



Codes/Standards


ASME A112.18.1/CSA B125.1

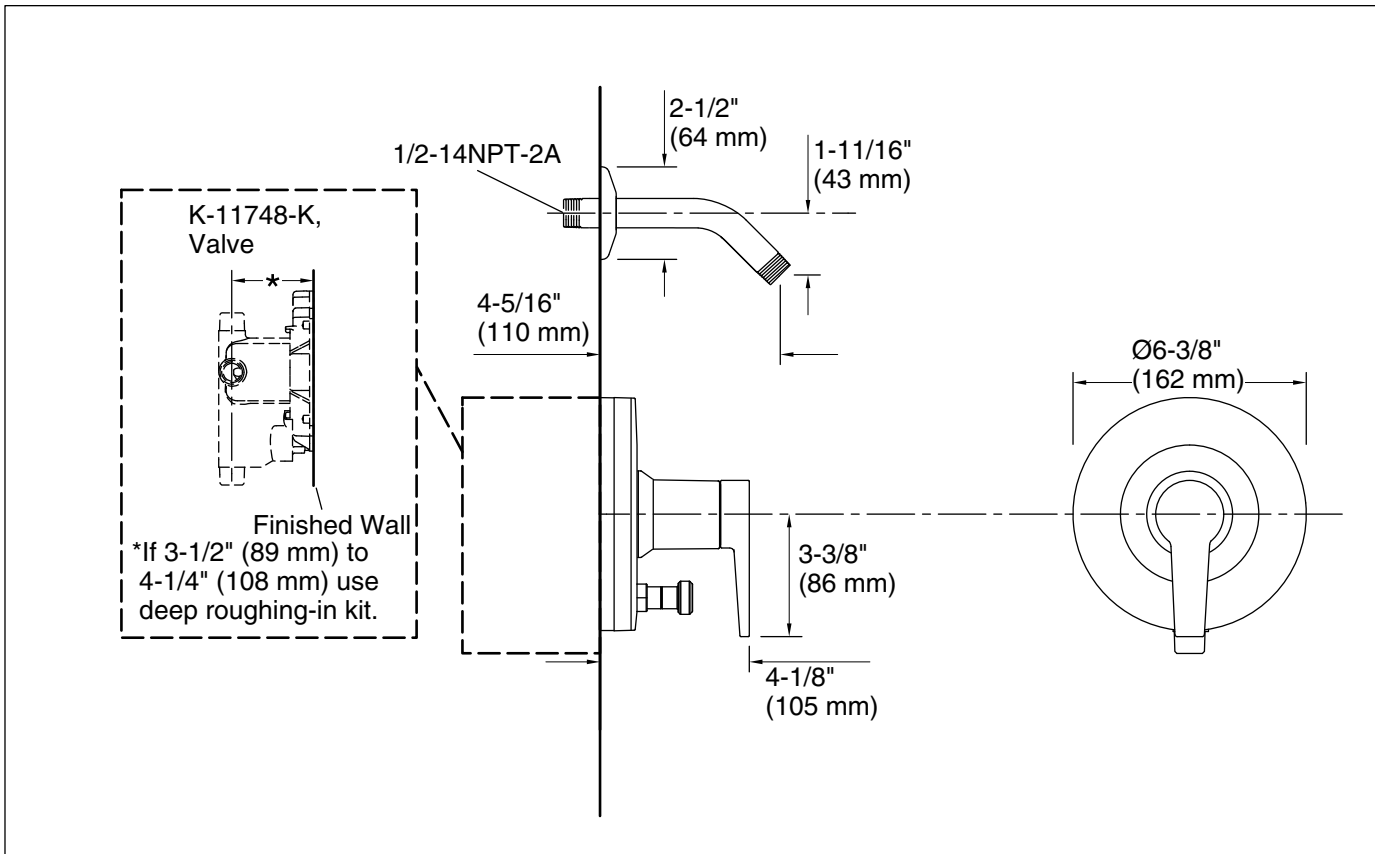
KOHLER® Faucet Lifetime Limited Warranty

See website for detailed warranty information.

Available Colors/Finishes

Color tiles intended for reference only.

Color	Code	Description
	CP	Polished Chrome
	BN	Vibrant® Brushed Nickel
	BL	Matte Black
	2MB	Vibrant® Brushed Moderne Brass



Technical Information

All product dimensions are nominal.

Spout:

Notes

Avoid cross-flow conditions. Do not install a shut-off device on either valve outlet.