

Ciudad™ recreates the look of natural stone in ceramic tile using high-definition printing. Its pattern variation from tile to tile is due to its striking graphic imaging, which adds a contemporary statement to any application.

**CIUDAD™**  
*Glazed Ceramic*



FLOOR / WALL  RESIDENTIAL  COMMERCIAL  INDOOR 



Ash



Cream



Taupe



Gray

Mosaics



Ash






Cream



Taupe



Gray

|                            |   |   |   |                          |                    |                          |                           |
|----------------------------|---|---|---|--------------------------|--------------------|--------------------------|---------------------------|
| Sizes                      |  |  |  |                          |                    |                          |                           |
|                            | 12"x24"<br>11.81"x23.62"  | 12"x12" Mesh<br>11.82"x11.82"   | 3"x12"<br>Floor SBN   |                          |                    |                          |                           |
| Thickness                  | 10.5mm  | 10.3mm  | 10.5mm  |                          |                    |                          |                           |
| Faces                      | 12  | N/A   | N/A   |                          |                    |                          |                           |
| Finish                     | Matte   | Matte   | Matte   |                          |                    |                          |                           |
| Edge                       | Pressed   | Cut   | Cut/Rounded   |                          |                    |                          |                           |
| Grout Joint Recommendation | 3/16"   | 3/16"   | 3/16"   |                          |                    |                          |                           |
| Testing                    | Abrasion Resistance<br>C1027  | Breaking Strength<br>C648   | Chemical Resistance<br>C650   | Water Absorption<br>C373 | DCOF ANSI<br>A1371 | Scratch Hardness<br>MOHS | Shade Variation<br>Rating |
|                            | III   | >450 lbf  | Non-Resistant   | ≤7.0%                    | <0.42              | 7                        | V2                        |

**Product and Installation Details | ANSI A108.02**  
 Section 4.3.8.2 - For running bond/brick jointing patterns utilizing tiles (square or rectangular) where the side being offset is greater than 18" (nominal dimension), the running bond offset will be a maximum of 33% unless otherwise specified by the tile manufacturer. If an offset greater than 33% is specified, specifier and owner must approve mock-up and lippage.



 Sustainability Attributes

- Red List Free
- Health Product Declaration (HPD) provided upon request
- Product Packaging is 100% recyclable
- VOC Free

\*For more information visit [www.emser.com](http://www.emser.com). Always consult a professional for proper usage and installation.