

COMMERCIAL

SURFACES

INSIDE

INSPIRATION



VITL


WILLEMSTAD

INSPIRATION

INSIDE

COMMERCIAL

SURFACES




Whether you're
looking for tiles
for your home or
business, Willemstad
is the perfect option
for you.

WILLEMSTAD




Colors




White | VTL WLWH



Ivory | VTL WLIV



Cashmere | VTL WLCS



Taupe | VTL WLTP




Clay | VTL WLCL



Brown | VTL WLBN



Carrot | VTL WLCR



Persimmon | VTL WLPR



Red | VTL WLRD



Cherry | VTL WLCH




Jungle | VTL WLJN



Ocean | VTL WLOC



Midnight | VTL WLMN



Black | VTL WLBK



Lemon | VTL WLLE




Golden | VTL WLGD




Mustard | VTL WLMS




Orange | VTL WLOR




Blossom | VTL WLBO




Pink | VTL WLPN




Rose | VTL WLRS



Teal | VTL WLTL




Pistachio | VTL WLPS




Cactus | VTL WLCC




Moors | VTL WLMR



Glacier | VTL WLGC



Loam | VTL WLLO



Stone | VTL WLST

WILLEMSTAD

Story has always been important to us. It is what has driven us from the very beginning and it is what continues to inspire us today. Our story begins with porcelain tiles, surfaces that are both technically excellent and beautifully satisfying to the eye. Willemstad is a testament to our commitment to creating products that are both functional and aesthetic.

Every inspiration has a color and creating an inspiring pantone is the concept of Willemstad. Color with essence, meaning, history and tailored for interior design. The classic English brick is the basis of color. Surface molded by hand that has been exposed to weather over the centuries undergoes a transformation through painting. The result is a stunning color palette created with Interior Design trends in mind, sure to please Interior Designers and Architectural Professionals alike.

V I T L

COMMERCIAL

SURFACES



VITL | Willemstad, Orange and Loam, 3" x 9"

WILLEMSTAD



V1 Uniform
Appearance



Water
Absorption:
≤3.0%



Ready-Ship

Colors



Frost | VTL WLFR



Periwinkle | VTL WLPW



Seafoam | VTL WLSF



Pacific | VTL WLPC



Burgundy | VTL WLBG



Earth | VTL WLER



Berry | VTL WLBE



Eggplant | VTL WLEG

Shapes & Sizes



3" x 9" Matte

Field Tiles*

SIZE	ACTUAL	THICKNESS	FINISH
3" x 9" Wall	2.56" x 9.06"	7.2 mm	Matte

Product Characteristics

TEST	MATTE
Breaking Strength	N/A
Chemical Resistance	Resistant
DCOF	N/A
Deep Scratch Resistance - Unglazed	N/A
Frost Resistance	N/A
Mohs Hardness - EN101	5
Water Absorption	≤3.0%
Certifications	N/A
Country of Origin	N/A
Shade Variation Code	v1

Material
Glazed Ceramic

CERAMIC CARE & MAINTENANCE

Glazed tile products should be cleaned routinely with an all-purpose, low VOC, household or commercial cleaner. The product chosen should also be grout joint cleaning compatible. The type of product may vary depending on the tile application and use. A multipurpose spray cleaner, which removes soap scum, hard water deposits and mildew designed for everyday use can be used on wall tile areas in residential baths and showers. A cotton mop, cloth, sponge, or non-metallic brush should be used to apply and agitate cleaner. Rinse the area with clean water and dry thoroughly. Routine cleaners should never contain harsh chemicals as these can damage tile. Acids can damage grout and the glazed surface of the tile. Ammonia can discolor grout.

Regular dust mopping, sweeping, or vacuuming is recommended prior to cleaning with liquid products.

Unglazed tile should be cleaned routinely with concentrated tile cleaners with a neutral pH for safe regular use. These cleaners are better suited for removing grease, oils, and normal spills from unglazed products. Again, these products will vary depending on the application, amount of traffic and the use. The product chosen should also be compatible with the grout.

WHEN IT MUST BE GREAT.

WHEN IT MUST BE READY.

WHEN IT MUST BE EXTRAORDINARY.

WHEN IT MATTERS MOST.

VITL

Start your journey

Request samples.

www.vitlsurfaces.com
samples@vitlsurfaces.com

