




Yale




**YMC614**  
Keyed Push Button




**YMC624**  
Keyed Touchscreen



**YMC634**  
Key-free Push Button



**YMC654**  
Key-free Touchscreen



# Yale Pro<sup>®</sup> 2

## Interconnected Lock



The Yale Pro<sup>®</sup> 2 Interconnected Lock gives property owners smart and secure keyless access for apartments and multi-family entry doors. Designed for regions requiring single action egress, this lock combines the simplicity of a deadbolt with keyless convenience, allowing residents to quickly enter and exit their units. For property managers, the Pro 2 integrates effortlessly with smart property systems like Wi-Fi, Z-Wave Plus, and Zigbee, creating a streamlined, connected access solution across the property.



### Single Action Egress

Meeting all code requirements, multi-family apartment doors can be unlocked in one motion.



### Built-in Security

Depend on a tamper-proof, pick-resistant lock with an alarm if forcibly removed.



### Ultimate Control

Create and manage up to 500 unique codes scheduled for residents, staff, and maintenance - temporary or permanent.



### Design Variety

Choose from a push button or touchscreen design in a variety of finish options. Expect wear-resistant and long-term durability.

### Flexible Connectivity

Connect through Bluetooth, Wi-Fi, Z-Wave Plus, and Zigbee, and manage with partner apps to expand your smart building solutions.



## In the Box

- Yale Pro<sup>®</sup> 2 Interconnected Lock
- Smart Module Included\*
- DoorSense<sup>®</sup>
- Installation Guide
- Screws
- Door Template
- 6 AA Batteries
- 2 Keys

\*Included for Wi-Fi, Z-Wave Plus, and Zigbee models

## Specifications

<b>Deadbolt Specifications</b>	Fits standard residential door
<b>Power Requirements</b>	6 AA alkaline batteries (included) with optional hardwire input for 9V DC external power; 9V battery power backup on keypad.
<b>Door Thickness</b>	1-3/4", 2", 2-1/4" door thickness standard
<b>Strike</b>	2-1/4" full lip strike, 2-3/4" x 1/8"
<b>Face Bore</b>	2-1/8"
<b>Edge Bore</b>	1" diameter
<b>Latch</b>	1/2" throw latch, 1" deadbolt
<b>Backset</b>	2-3/8" or 2-3/4"
<b>Cylinder</b>	6-pin KW standard keyway, 5-pin available
<b>Handing</b>	Field Reversible

## Warranty & Certifications

<b>ANSI/BHMA</b>	ANSI/BHMA A156.12 Grade 1
<b>UL/cUL</b>	UL Listed for use on fire doors up to 90 minutes
<b>Warranty</b>	2-year electrical warranty; 3-year mechanical and finish warranty
<b>Windstorm Certification</b>	A250.13 Windstorm

## Environmental

<b>Operating temperature</b>	-13F (-25C) to 151 F (66C)
<b>Humidity</b>	<85% non-condensation
<b>Storage Temperature</b>	-22F (-30C) to 176F (80C)
<b>IP rating</b>	IPx5

## Base Models



**YMC614**  
Keyed Push Button



**YMC624**  
Keyed Touchscreen



**YMC634**  
Key-free Push Button



**YMC654**  
Key-free Touchscreen

### Available Finishes



**619**  
Satin Nickel



**BSP**  
Black Suede



**OBP**  
Oil Rubbed Bronze

## Levers

**NW**  
Norwood




**AU**  
Augusta



**PB**  
Pacific Beach



**VL**  
Valdosta



Contact your local Master Lock LLC  
Door Security Solutions Team



**24/7** 1-855-213-5841

**Yale Home** ShopYaleHome.com

