



PRODUCT CATALOG

ROOM

AIR CONDITIONING



DEHUMIDIFIER | WINDOW AC | THROUGH-THE-WALL AC
PORTABLE AC | EVAPORATIVE COOLER

2026

PERFECT AIRE

ROOM AIR CONDITIONING PRODUCTS

Your trusted partner in home comfort

People spend around 90% of their time indoors between their homes and workplaces. Most people think of room air conditioning (RAC) systems for only providing cool air on hot days. But, a well-designed (RAC) system does more than just bring comfort to indoor spaces; it contributes to healthier Indoor Air Quality (IAQ). Improving air circulation and ventilation is essential to ensure that indoor environments are safe and comfortable.

Perfect Aire is your single-source solution for all your RAC needs. With a full range of dehumidifiers, window air conditioners, through-the-wall units, portable air conditioners, and accessories, we have everything to make your space a more comfortable place to live or work. Our knowledgeable, friendly, customer service team is here to help find the solution that works for you.

COMFORT... **BUILT TO LAST**®

CONTENTS

| | |
|---------------------------|----|
| DEHUMIDIFIERS | 4 |
| WINDOW AC | 8 |
| THROUGH-THE-WALL AC | 10 |
| PORTABLE AC | 12 |
| SPOT COOLER | 15 |
| EVAPORATIVE COOLER | 16 |
| DISPLAY RACK | 17 |

DEHUMIDIFIERS

Air feeling sticky?

Do you have a musty, wet or flooded basement? A humid garage? Damp air – over 60% humidity level – can be very uncomfortable and can even be damaging to your health and home. Dehumidifiers are perfect for reducing and controlling the humidity of your home or business. They can help reduce allergens by preventing mold, dust mites, and mildew growth; prevent structural damage due to built-up moisture; and even reduce energy costs by helping air conditioners run more efficiently.



CONTINUOUS DRAINAGE

Run a garden hose (not included) to a nearby floor drain, or eject water up to 16 vertical feet with a built-in pump (pump only available with 3PFDP50)

ADJUSTABLE DIGITAL HUMIDISTAT

Provides precise humidity control

AUTOMATIC DEFROST

Prevents evaporator from freezing

AUTOMATIC SHUT OFF

Unit stops running when the bucket is full to avoid messy overflow

COMFORT MODE

Adjusts to an ideal humidity level, based on room temperature


ADDITIONAL FEATURES

- Low temperature operation (down to 41°F)
- 24-hour programmable timer
- Ultra-quiet operation
- Easy roll casters
- Bucket full indicator
- Reusable filter



CHOOSING THE RIGHT DEHUMIDIFIER

| MOISTURE LEVEL | ROOM CONDITION | AREA (square feet) | | | | | |
|-----------------|--|--------------------|---------|---------|---------|---------|---------|
| | | 500 | 1,000 | 1,500 | 2,000 | 2,500 | 3,000 |
| Moderately damp | Feels damp and has musty odor during humid weather | 22 Pint | 22 Pint | 22 Pint | 35 Pint | 35 Pint | 35 Pint |
| Very damp | Always damp and has musty odor, damp spots on wall | 22 Pint | 22 Pint | 35 Pint | 35 Pint | 50 Pint | 50 Pint |
| Wet | Feels damp and smells wet, walls and floor sweat | 22 Pint | 35 Pint | 50 Pint | 50 Pint | 50 Pint | |
| Extremely Wet | Wet floor or walls with very musty odor | 22 Pint | 35 Pint | 50 Pint | 50 Pint | | |



| SPECIFICATIONS | 3PFD22 | 4PFD35 | 4PFD50 | 4PFD50 |
|-----------------------------------|--------------------|--------------------|----------------------|----------------------|
| UPC | 842149000486 | 842149003210 | 842149003227 | 842149003234 |
| Energy Star | | | | |
| Capacity (Pints/Day) | 22 | 35 | 50 | 50 |
| Coverage Area (Sq. Ft.) | 1,500 | 3,000 | 4,500 | 4,500 |
| EEV | 1.7 | 2.01 | 2.01 | 2.01 |
| Fan Speeds | 2 | 2 | 2 | 2 |
| Amps | 2.2 | 3.5 | 4.6 | 4.6 |
| Watts | 250 | 360 | 470 | 470 |
| Noise Level (Hi/Low) (dBA) | 51/49 | 50/48 | 51/49 | 51/49 |
| Bucket Capacity (Pints) | 6.25 | 12.5 | 12.5 | 12.5 |
| Minimum Operating Temp. (F) | 41 | 41 | 41 | 41 |
| Built-In Pump | — | — | — | ✓ |
| Unit Dimension (W×H×D) (In.) | 15.25 × 20 × 10.25 | 15.25 × 20 × 10.25 | 15.5 × 24.25 × 11.25 | 15.5 × 24.25 × 11.25 |
| Packaging Dimension (W×H×D) (In.) | 16.5 × 21 × 11.75 | 16.5 × 21 × 11.75 | 17 × 26 × 13 | 17 × 26 × 13 |
| Weight (Net/Gross) (Lb.) | 32.5/34.5 | 34.5/36.5 | 41.25/44.5 | 42.25/45.25 |
| Container Qty (40' HQ) | 1,100 | 1,100 | 775 | 775 |
| Refrigerant | R32 | R32 | R32 | R32 |
| Outlet Configuration | 15A-115V | 15A-115V | 15A-115V | 15A-115V |

COMMERCIAL DEHUMIDIFIERS

Exceptional environmental protection!

Whether you have flooding to clean up or wish to prevent moisture-related damage, our commercial dehumidifiers quickly and efficiently allow you to reach and maintain a healthy level of relative humidity. High airflow rates, durable construction, ease of transport, and overall coverage area capabilities make these units ideal for a variety of businesses such as warehouses, manufacturing plants, retail stores, hotel suites, restaurants, and gyms.



FEATURES


- Fixed metal handle
- Polyethylene housing
- Easy-access slide-out washable filter
- 9.75 ft. power cord
- 39 ft. hose for ejector pump
- Heavy duty “never-flat” tires
- Built-in duct attachment ring (hose sold separately)
- Running time recorder



1PACDH16SM

Hose sold separately



| SPECIFICATIONS | 3PACD200 |
|---------------------------------------|---|
| UPC | 842149002831 |
| Water Removal Capacity (90°F, 90% RH) | 200 pts./Day |
| Water Removal Capacity (80°F, 60% RH) | 105 pts./Day |
| Operating Temp. (F) | 33-100 |
| Rated Power (Watts) | 860 |
| Rated Current (Amps) | 7.5 |
| Defrost Type | Hot Gas Bypass |
| Max. Air Volume (CFM) | 410 |
| Power Cord Length (Ft.) | 9.75 |
| Ejector Pump Hose Length (Ft.) | 39 |
| Washable Air Filter | ✓ |
| Heavy-Duty "Never Flat" Tires | ✓ |
| Built-In Duct Attachment Ring* | ✓ |
| Unit Dimension (W×H×D) (In.) | 21 × 32.5 × 20 |
| Packaging Dimension (W×H×D) (In.) | 23.5 × 35 × 22 |
| Weight (Net/Gross) (Lb.) | 97/106 |
| Container Qty (40' HQ) | 228 |
| Refrigerant | R32 |
| Outlet Configuration |  15A - 115V |
| *Vent hose model (sold separately) | PACDH16SM |



BUILDING
RESTORATION



NATURAL DISASTER
RELIEF



GOVERNMENT &
INSTITUTIONAL
BUILDINGS




CONSTRUCTION &
REMODELING



RENTAL CENTERS



HOSPITALS



HOTEL/MOTELS



GROW HOUSES



GYMS AND FITNESS
CENTERS



ANTIQUE
COLLECTIONS



COMMERCIAL
STORAGE &
WAREHOUSES




GALLERIES &
MUSEUMS

FEATURES

- Durable polyethylene housing and telescoping metal handle
- Direct-to-drain hose access with 20 ft. ejector pump hose, with quick-connect technology to prevent leaks
- Low Grain performance achieves low specific humidity levels for with superior moisture control in challenging environments
- Automatic Defrost prevents evaporator from freezing
- Variable speed fan motor enables precise airflow control, resulting in optimized moisture extraction
- Digital, soft-touch control pad
- Stackable for storage
- Advanced wireless controls with the smartphone app
- Easy-access slide-out, washable high-grade steel filter (SUS304)









| SPECIFICATIONS | 3PACD250 |
|---------------------------------------|---|
| UPC | 842149002459 |
| Water Removal Capacity (90°F, 90% RH) | 250 pts./day |
| Water Removal Capacity (80°F, 60% RH) | 140 pts./day |
| Operating Temp. (F) | 33-110 |
| Rated Power (Watts) | 578 |
| Rated Current (Amps) | 5.3 |
| Defrost Type | Ventilated |
| Max. Air Volume (CFM) | 235 |
| Power Cord Length (Ft.) | 25 |
| Ejector Pump Hose Length (Ft.) | 20 |
| Washable Air Filter | ✓ |
| Heavy-Duty "Never Flat" Tires | ✓ |
| Built-In Duct Attachment Ring* | — |
| Unit Dimension (W×H×D) (In.) | 23 × 33 × 22 |
| Packaging Dimension (W×H×D) (In.) | 27 × 34 × 25 |
| Weight (Net/Gross) (Lb.) | 126/138 |
| Container Qty (40' HQ) | 162 |
| Refrigerant | R32 |
| Outlet Configuration |  15A-115V |

WINDOW AC

Proof that power and efficiency coexist.

Staying cool in the summer should be easy and affordable — that's where a window AC comes into play. Window ACs are the perfect solution for spaces that do not have central air or where central air just isn't cutting it.



| SPECIFICATIONS | 5PMC5000TH | 4PNC6000 | 4PNC8000 | 4PNC10000 | 4PNC12000 | 2PNC14000 |
|-----------------------------------|---|---|---|---|---|---|
| UPC | 842149028534 | 842149025403 | 842149025366 | 842149025373 | 842149025380 | 842149002466 |
| Energy Star | — | — | — | — | — | — |
| Cooling Capacity (BTU) | 5,000 | 6000 | 8000 | 10000 | 12000 | 14000 |
| Heating Capacity (BTU) | N/A | N/A | N/A | N/A | N/A | N/A |
| Coverage Area (Sq. Ft.) | 150 | 250 | 350 | 450 | 550 | 700 |
| CEER | 11 | 11.0 | 11.2 | 11.2 | 10.9 | 11.3 |
| Amps | 4.6 | 5.1 | 8.4 | 9.4 | 10.03 | 11.5 |
| Watts | 450 | 545 | 728 | 905 | 1100 | 1280 |
| Window Width (Min./Max.) (In.) | 23-36 | 23-36 | 23-36 | 23-36 | 23-36 | 23-36 |
| Window Height (Min.) (In.) | 13 | 13 | 14 | 15.5 | 15.5 | 15.5 |
| Fan Speeds (Cool/Fan/Heat) | 3/3 | 3/3 | 3/3 | 3/3 | 3/3 | 3/3 |
| Unit Dimension (W×H×D) (in) | 16×12×13.25 | 16×12×13.25 | 18.5×13.5×15.75 | 21.5×14.75×19 | 21.5×14.75×19 | 19×14.75×22 |
| Packaging Dimension (W×H×D) (In.) | 18×14.75×15.25 | 18×14.75×15.25 | 22×15×18 | 23×17×23 | 23×17×23 | 22×17×23 |
| Weight (Net/Gross) (Lb.) | 35.25/39.75 | 42/43.75 | 43.75/50 | 57.75/64.25 | 63.5/70.25 | 71/48.5 |
| Container Qty (40' HQ) | 1,050 | 1,050 | 735 | 498 | 498 | 498 |
| Refrigerant | R32 | R32 | R32 | R32 | R32 | R32 |
| Cord Length (Ft.) | 6.25 | 6.5 | 6.5 | 6.5 | 6.5 | 6.5 |
| Outlet Configuration |  15A-115V |  15A-115V |  15A-115V |  15A-115V |  15A-115V |  15A-115V |

CHOOSING THE RIGHT WINDOW AC

- 1 Measure area of the room**
(room length × room width = sq. ft.)
- 2 Match room size with correct BTUs**
(see chart on 11)
- 3 Make any adjustments**
Increase BTU 10% for sunny rooms.
Decrease BTU 10% for shaded rooms. Add 600 BTUs for each additional person over two. Add 4,000 BTUs if unit is used in kitchen.
- 4 Measure window opening**
(height and width)








5K WINDOW AC

- Adjustable temperature settings
- Slide-out washable filter
- 2-speed rotary dials
- 2-way air direction control
- Window mounting kit

6K-25K BTU WINDOW AC

- Electronic controls
- Full range air direction control
- Temperature output range of 62°F-86°F (17°C-30°C)
- Follow-Me remote control acts as a portable thermostat
- Auto, Sleep, Dry & Energy Saver modes
- 24-hour timer
- Auto restart function
- Easy-access washable filter
- Window mounting kit included
- Cool/Heat models provide supplemental heat in cool climates (*4PACH8000, 4PACH12000, 4PACH18000, 4PACH25000*)



| SPECIFICATIONS | 1PNC18000 | 1PACV25000E | 4PASC10000 | 4PACH8000 | 4PACH12000 | 4PACH18000 | 4PACH25000 |
|-----------------------------------|---|---|---|--|---|---|---|
| UPC | 842149001681 | 842149002589 | 842149000530 | 842149000547 | 842149000554 | 842149000561 | 842149000578 |
| Energy Star | — | ✓ | — | — | — | — | — |
| Cooling Capacity (BTU) | 18,000 | 24,000 | 10,000 | 8,000 | 12,000 | 18,000 | 25,000 |
| Heating Capacity (BTU) | — | — | — | 3,500 | 11,000 | 16,000 | 16,000 |
| Coverage Area (Sq. Ft.) | 1,000 | 1,500 | 450 | 350 | 550 | 1,000 | 1,500 |
| CEER | 11.8 | 13.3 | 10.4 | 10.9 | 10.9 | 10.7 | 9.4 |
| Amps | 7.2/7.6 | 11.5/12.8 | 8.5 | 8.9 | 6.1/6.9 | 7.7/8.3 | 11.3/12.4 |
| Watts | 1,525/1,500 | 2,630/2,630 | 961 | 734 | 1,103/1,066 | 1,729/1,701 | 2,660/2,628 |
| Window Width (Min./Max.) (In.) | 28-40.5 | 28-40.5 | 15.5-16.25 | 27-36 | 27-36 | 28-40.5 | 31-42 |
| Window Height (Min.) (In.) | 18.5 | 18.5 | 21.3 | 16.5 | 16.5 | 18.5 | 19.5 |
| Fan Speeds (Cool/Fan/Heat) | 3/3 | 3/3 | 3/3 | 3 / 3 / 1 | 3 / 3 / 1 | 3 / 3 / 1 | 3 / 3 / 1 |
| Unit Dimension (W×H×D) (In.) | 25.5 × 18 × 23.75 | 25.5 × 18 × 23.75 | 14.75 × 23.5 × 21 | 23 × 14.75 × 19 | 23 × 14.75 × 19 | 25.5 × 18 × 23.75 | 26.5 × 18.75 × 26.5 |
| Packaging Dimension (W×H×D) (In.) | 30 × 19.5 × 26 | 30 × 19.5 × 26 | 26.25 × 23 × 18 | 24.25 × 17 × 22 | 24.25 × 17 × 22 | 30 × 19.75 × 25.5 | 31.25 × 20.5 × 29 |
| Weight (Net/Gross) (Lb.) | 114/132.75 | 101/116.75 | 74/88 | 71/82 | 84/95 | 117/134 | 131/147 |
| Container Qty (40' HQ) | 270 | 270 | 344 | 468 | 468 | 270 | 225 |
| Refrigerant | R32 | R32 | R32 | R32 | R32 | R32 | R32 |
| Cord Length (Ft.) | 6.5 | 6.5 | 7.5 | 7 | 6.5 | 6.5 | 6.5 |
| Outlet Configuration |  15A-230V |  20A-230V |  15A-115V |  15A-115V |  20A-230V |  30A-230V |  30A-230V |

Ultra-Efficient
Inverter Technology

Limited Availability

THROUGH-THE-WALL AC

Keep your cool when things heat up.

Through-the-wall ACs are a great solution for people with existing through-the-wall infrastructure or someone looking for a cooling solution that will not obstruct parts of a window.

Our units all feature follow-me remotes that allow you to control temperature anywhere in the room and multiple, convenient functions like auto, sleep, dry and energy saver mode. Even better, some of units offer supplemental electric heat for cold days or year-round use.






FEATURES

- Electronic controls
- Full range air direction control
- Temperature output range of 62°F–86°F (17°C–30°C)
- Auto, Sleep, Dry & Energy Saver modes
- Full function remote control
- 24-hour timer
- Auto restart function
- Slide-out filter access
- Follow Me function remote thermostat feature for total room coverage
- Fits standard-size wall sleeve (not included)

WITH HEAT



| SPECIFICATIONS | 4PATWH10002 | 4PATWH12002 | 4PATWH14002 |
|-----------------------------------|--|---|---|
| UPC | 842149000639 | 842149000653 | 842149000660 |
| Energy Star | — | — | — |
| Cooling Capacity (BTU) | 10,000 | 12,000 | 14,000 |
| Heating Capacity (BTU) | 10,600 | 10,600 | 10,600 |
| Coverage Area (Sq. Ft.) | 450 | 550 | 700 |
| CEER | 9.6 | 9.5 | 9.5 |
| Amps | 5.4/6.0 | 6.5/7.0 | 7.9/8.5 |
| Watts | 1,000/980 | 1,180/1,160 | 1,430/1,400 |
| Fan Speeds (Cool/Fan/Heat) | 3/3 | 3/3 | 3/3 |
| Unit Dimension (W×H×D) (In.) | 24.25 × 14.5 × 20.25 | 24.25 × 14.5 × 20.25 | 24.25 × 14.5 × 20.25 |
| Packaging Dimension (W×H×D) (In.) | 28 × 17 × 26.75 | 28 × 17 × 26.75 | 28 × 17 × 26.75 |
| Weight (Net/Gross) (Lb.) | 68.25/78.5 | 75/85.75 | 77.5/87.75 |
| Container Qty (40' HQ) | 306 | 306 | 306 |
| Refrigerant | R32 | R32 | R32 |
| Cord Length (Ft.) | 5.5 | 5.5 | 5.5 |
| Outlet Configuration |  20A~230V |  20A~230V |  20A~230V |







CHOOSING THE RIGHT THROUGH-THE-WALL AC

- 1 Measure area of the room**
(room length × room width = sq. ft.)
- 2 Match room size with correct BTUs**
(see chart on right)
- 3 Make any adjustments**
Increase BTU 10% for sunny rooms. Decrease BTU 10% for shaded rooms. Add 600 BTUs for each additional person over two. Add 4,000 BTUs if unit is used in kitchen.
- 4 Check outlet configuration and cord length for compatibility**

| SQ. FT. ROOM SIZE | | BTUs |
|-------------------|-----------|--------|
| 150 | 10' × 15' | 5,000 |
| 250 | 10' × 25' | 6,000 |
| 350 | 17' × 20' | 8,000 |
| 450 | 15' × 30' | 10,000 |
| 550 | 20' × 27' | 12,000 |
| 700 | 20' × 35' | 14,000 |
| 1,000 | 25' × 40' | 18,000 |
| 1,500 | 30' × 50' | 25,000 |

COOL ONLY



| SPECIFICATIONS | 7PATW8000 | 7PATW10000 | 7PATW10002 | 7PATW12000 | 7PATW12002 | 4PATW14002 |
|-----------------------------------|---|---|---|---|---|---|
| UPC | 842149002527 | 842149002534 | 842149002541 | 842149002558 | 842149002565 | 842149000646 |
| Energy Star | — | — | — | — | — | — |
| Cooling Capacity (BTU) | 8,000 | 10,000 | 10,000 | 12,000 | 12,000 | 14,000 |
| Coverage Area (Sq. Ft.) | 350 | 450 | 450 | 550 | 550 | 650 |
| CEER | 9.6 | 9.6 | 9.6 | 9.5 | 9.5 | 9.5 |
| Amps | 8.8 | 10.9 | 6.2 | 12.0 | 7.4 | 7.0/7.7 |
| Watts | 1,140 | 1,360 | 1,430 | 1,570 | 1,570 | 1,400/1,360 |
| Fan Speeds (Cool/Fan) | 3/3 | 3/3 | 3/3 | 3/3 | 3/3 | 3/3 |
| Unit Dimension (W×H×D) (In.) | 24.25 × 14.5 × 20.25 | 24.25 × 14.5 × 20.25 | 24.25 × 14.5 × 20.25 | 24.25 × 14.5 × 20.25 | 24.25 × 14.5 × 20.25 | 24.25 × 14.5 × 20.25 |
| Packaging Dimension (W×H×D) (In.) | 28 × 17 × 26.75 | 28 × 17 × 26.75 | 28 × 17 × 26.75 | 28 × 17 × 26.75 | 28 × 17 × 26.75 | 28 × 17 × 26.75 |
| Weight (Net/Gross) (Lb.) | 65.5/77.25 | 67.25/79 | 68/79.75 | 75/87.75 | 74.75/87 | 75.5/87.75 |
| Container Qty (40' HQ) | 306 | 306 | 306 | 306 | 306 | 306 |
| Refrigerant | R32 | R32 | R32 | R32 | R32 | R32 |
| Cord Length (Ft.) | 7 | 7 | 6.5 | 7 | 6.5 | 5.5 |
| Outlet Configuration |  15A-115V |  15A-115V |  15A-230V |  15A-115V |  15A-230V |  15A-230V |

PORTABLE AC

Wishing your air conditioner could follow you from room to room?

Portable air conditioners do just that! Perfect for quick cooling, temporary use or supplemental cooling, portable air conditioners are compact coolers that can be rolled from room to room. They use a window vent hose for any necessary ventilation, which can be installed in vertical and horizontal sliding windows.



FEATURES

- Electronic controls
- Temperature output range of 62°F–86°F (17°C–30°C)
- Bucketless drain system
- Auto restart function
- Easy to install & operate
- Sleep mode
- Easy access washable filter
- Full function remote control
- Easy roll casters
- Variable cooling speeds
- Slider kit & quick connect vent hose included
- Follow Me function remote thermostat feature for total room coverage
- CEC Compliant

QUICK CONNECT INSTALLATION KIT (included with all Portable units)



Window Slider with Exhaust Opening



59" Exhaust Hose



Insulation foam strips for use:





- Between slider & window
- Between windows



CHOOSING THE RIGHT PORTABLE AC

- 1 Measure area of the room:** (room length × room width = sq. ft.)
- 2 Match room size with correct BTUs:**
 190 sq. ft. (10' × 19' room) 9,000 BTUs | 215 sq. ft. (12' × 18' room) 10,000 BTUs
 245 sq. ft. (12' × 20' room) 12,000 BTUs | 290 sq. ft. (16' × 18' room) 14,000 BTUs
- 3 Make any adjustments:** Increase BTU 10% for sunny rooms. Decrease BTU 10% for shaded rooms. Add 600 BTUs for each additional person over two. Add 4,000 BTUs if unit is used in kitchen.
- 4 Determine slider configuration:**
 Fits horizontal windows 26.5" - 48" wide
 Fits vertical windows 26.5" - 48" tall



| SPECIFICATIONS | 3PORT8500A-2 | 3PORT10000A | 3PORT12000-2 | 3PORT13500 |
|-----------------------------------|---|---|---|---|
| UPC | 842149003258 | 842149002497 | 842149003265 | 842149002510 |
| Energy Star | — | — | — | — |
| Cooling BTU (ASHRAE) | 8,500 | 10,000 | 12,000 | 13,500 |
| Cooling BTU (SACC) | 5,000 | 7,100 | 8,000 | 10,000 |
| Coverage Area (Sq. Ft.) | 190 | 215 | 245 | 290 |
| CEER | 6.51 | 7.0 | 7.22 | 7.9 |
| Fan Speeds (Cool/Fan) | 2/2 | 2/2 | 3/3 | 3/3 |
| Amps | 8.0 | 9.0 | 12 | 11.7 |
| Watts | 870 | 1,010 | 1,255 | 1,365 |
| Noise Level (Hi/Md/Low) (dBA) | 53/-/51.5 | 55.5/-/52.8 | 51.6/50/48.9 | 54.0/52.5/51.5 |
| Vent Hose Length (In.) | 59 | 59 | 59 | 59 |
| Sleep Mode | ✓ | ✓ | ✓ | ✓ |
| Timer | ✓ | ✓ | ✓ | ✓ |
| Fan Only Mode | ✓ | ✓ | ✓ | ✓ |
| Dry Mode | ✓ | ✓ | ✓ | ✓ |
| Single Hose | ✓ | ✓ | ✓ | ✓ |
| Auto Swing | — | — | — | — |
| Unit Dimension (W×H×D) (In.) | 11.75 × 27.75 × 11.5 | 11.75 × 27.75 × 11.5 | 16.25 × 27.5 × 12 | 17.5 × 28.75 × 13.75 |
| Packaging Dimension (W×H×D) (In.) | 13.75 × 35 × 13 | 13.75 × 35 × 13 | 18.25 × 34.25 × 13 | 19 × 35 × 15.25 |
| Weight (Net/Gross) (Lb.) | 50/57.5 | 50/58 | 60.25/70 | 69.75/81.5 |
| Container Qty (40' HQ) | 707 | 707 | 535 | 448 |
| Refrigerant | R32 | R32 | R32 | R32 |
| Outlet Configuration |  15A-115V |  15A-115V |  15A-115V |  15A-115V |

New compact size!

PORTABLE AC REPLACEMENT WINDOW EXHAUST KIT

FEATURES

- Replacement window vent kit includes hose, hose adapter, sealing board, and weatherstripping.
- Works with clockwise and counterclockwise hose threads.
- Connects to existing coupler on the back of most portable ACs.

PORTV592PA

UPC 842149001353

- Fits most portable ACs
- Replaces 5.92 in. diameter exhaust hose
- Includes unit adapters for Perfect Aire models

REPLACEMENT KIT INCLUDES



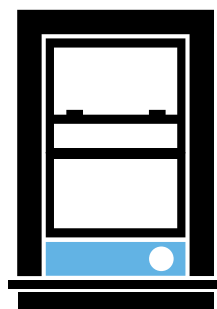
1 Hose (59 in.)
(Original portable air conditioner
hose collar required)



2 Hose Adapters
(fits Perfect Aire® models)



2 Sealing Boards
and 1 Locking Pin



THESE KITS FIT SINGLE-HUNG, DOUBLE-HUNG OR SLIDING WINDOWS

Fits window openings:
Horizontal (in.): 6½ (min. height) × 26¾ - 48½ (width)
Vertical (in.): 26¾ - 48½ (height) × 6½ (min. width)

PORTABLE SPOT COOLER

No installation required – just plug in and enjoy the cool air!


The ProAire 5,300 BTU Portable Spot Cooler provides instant cooling to enhance your comfort and productivity, ideal for patios or decks, workshops, construction sites, woodworking shops, garages, and farms! No installation required- just plug in and enjoy the cool air!



FEATURES

- Exhaust fan dissipates heat for added comfort
- Auto shut off when the tank is full
- Heavy duty casters for easy transport
- Compressor overload shut-off protection
- Washable, reusable air filter
- Perfect for hot summer days with operation up to 109°F

ADJUSTABLE BLOWER HOSE EXTENDS AND BENDS TO DIRECT AIR WHERE NEEDED.



360° Swivel Hose



Hose Extends and Bends


2 WAYS TO DRAIN



Easy empty bucket



Continuous drainage with 6' hose included

| SPECIFICATIONS | 2SPOT6800 |
|-----------------------------------|---|
| UPC | 842149002725 |
| Energy Star | — |
| Cooling Capacity (BTU) | 7,000 |
| Air Volume (CFM) | 135 |
| EER | 7.95 |
| Fan Speeds | 1 |
| Amps | 8 |
| Watts | 2,050 |
| Noise Level (dBA) | 52 |
| Water Tank Capacity (Pints) | 6.3 |
| Continuous Drainage | ✓ |
| Bucket Full Indicator | ✓ |
| Unit Dimension (W×H×D) (In.) | 18.5 × 23 × 11.5 |
| Packaging Dimension (W×H×D) (In.) | 22 × 28 × 13 |
| Weight (Net/Gross) (Lb.) | 56/62 |
| Container Qty (40' HQ) | 441 |
| Refrigerant | R32 |
| Outlet Configuration |  15A – 115V |

EVAPORATIVE COOLER

Keep cool in the driest, most arid climates.

By using the power of evaporation to cool, these units are an eco-friendly, health and cost-effective alternative to cool an indoor or outdoor space.

These "refrigerant-free" coolers work by drawing in warm, dry air across a water-soaked media filter. The absorption of heat from the water creates cool air, which is then pushed out to cool your area. This process uses about 75% less energy than a standard AC.



FEATURES

- Easy refill with side tilting access door
- Large capacity tank for less refills
- Fan only mode for all season use
- Easy drain bucket
- Wheels for portability
- Water level viewing window on tank
- Wide angle internal oscillation
- Full function remote
- Include 2 ice packs for more cooling power



REPLACEMENT FILTER

PEVP240F
UPC 842149090005

PEVP560F
UPC 842149090012

- Double layer filter for great absorbency
- Collects impurities and dust from the water



| SPECIFICATIONS | PEVP240 | PEVP560 |
|-----------------------------------|---|---|
| UPC | 842149028763 | 842149028770 |
| Tank Capacity | 4.75 | 13.2 |
| Coverage Area (Sq. Ft.) | 250 | 500 |
| Air Volume (CFM) | 240 | 560 |
| Output (Oz./Hr.) | 37.2 | 77.7 |
| Fan Speeds | 3 | 3 |
| Replacement Filter Size | 13.75 × 10.5 × 1.25 | 17.25 × 12 × 1.5 |
| Replacement Filter Model | PEVP240F | PEVP560F |
| Unit Dimension (W×H×D) (In.) | 15 × 29.5 × 13 | 18.5 × 41.75 × 15.5 |
| Packaging Dimension (W×H×D) (In.) | 17 × 33.5 × 14.5 | 21 × 32.75 × 18.25 |
| Weight (Net/Gross) (Lb.) | 17.75/21 | 33.75/41 |
| Container Qty (40' HQ) | 480 | 320 |
| Refrigerant | n/a | n/a |
| Outlet Configuration |  15A-115V |  15A-115V |

AIR CONDITIONER DISPLAY



FEATURES

- Showcase top-selling models in or out of the box
- Compact footprint uses minimal floor space
- Perfect for small stores with limited shelf space
- Can be used front of store or as an endcap
- Easy to assemble
- Includes signage

| SPECIFICATIONS | PACR13 |
|------------------------------------|---------------|
| Assembled Dimensions (W×H×D) (In.) | 30 × 84 × 30 |
| Shipping Dimensions (W×H×D) (In.) | 30.5 × 59 × 3 |
| Weight (Net/Gross) (Lb.) | 48/54 |

DISPLAY UNITS NOT INCLUDED

LIMITED WARRANTY

EFFECTIVE JANUARY 1, 2023

APPLIES TO PERFECT AIRE® BRANDED WINDOW, PORTABLE, AND THROUGH-THE-WALL AIR CONDITIONERS; DEHUMIDIFIERS; EVAPORATIVE AIR COOLERS; FANS; AIR PURIFIERS; HEATERS; AND HUMIDIFIERS.

For a period of one (1) year from the date of original purchase, Perfect Aire warrants the above-named products ("Products") against failure due to defect(s) in materials or workmanship under normal use and maintenance. This limited warranty is made to you the original purchaser ("you") and applies to new Products purchased in the U.S. or Canada by you from Perfect Aire or its authorized reseller. This limited warranty is not transferable and is subject to all provisions, conditions, limitations, and exclusions stated above and below.

MAKING A CLAIM

To make a claim under this limited warranty, you must return your Product to original merchant or store ("original store") where you purchased it along with proof of your purchase e.g. a receipt. If your Product is found defective in material or workmanship during the warranty period, and all other conditions of coverage under this warranty are met, your Product will be replaced with a new or refurbished Product that is the same or an equivalent model as your Product through an over-the-counter exchange.

If the original store does not permit over-the-counter exchanges, you will be required to return your Product to Perfect Aire. To do so, you must contact a Perfect Aire representative, using the contact information provided below, to obtain a return authorization number ("RAN") and shipping instructions. Perfect Aire's representative may require that you furnish proof of purchase and respond to questions intended to assist with diagnosing and resolving potential issues with your Product. Please note that Perfect Aire will not accept delivery of your Product unless you have obtained a RAN. If your Product is found defective and all other conditions of coverage under this warranty are met, Perfect Aire will ship you a new or refurbished product of the same or an equivalent model as your Product. If your Product is found not defective or if any other condition of coverage under this warranty are not met, your Product will be returned to you freight collect.

TERMS AND CONDITIONS OF COVERAGE

This limited warranty only applies to new Products:

- purchased after January 1, 2023 from a Perfect Aire authorized reseller as shown by its original purchase receipt;
- used in a residential dwelling in the United States or Canada;
- operated and maintained according to the instructions and other documentation provided with the unit;
- within the applicable warranty period at the time a claim is made; and
- meeting all other conditions stated elsewhere in this limited warranty.

This limited warranty does not cover:

- any failure of the Product caused by anything other than a defect in materials and workmanship of the Product;
- labor charges of any nature, including to inspect, service, remove or install the Product;
- packaging and shipping charges to return and replace a Product, or damage to a Product during shipping;
- changes in the appearance of a product that do not affect its performance, including, rust, scratches, and dents; and
- ANY CONSEQUENTIAL DAMAGE TO REAL OR PERSONAL PROPERTY OF ANY NATURE OR FROM ANY CAUSE WHATSOEVER (Some states/provinces do not allow the exclusion of consequential damages, so this limitation may not apply to you).

This limited warranty is null and void if the unit was:

- used in an application or environment other than prescribed in the documentation provided with the Product;
- abused, disassembled, or not installed, used, or maintained according to the documentation provided with the product;
- damaged by accident, disaster, acts of nature or any other cause other than a defect in materials or workmanship;
- modified, altered, defaced, or its serial number is removed; or
- assigned, transferred, or sold by the original purchaser.

LIMITATION OF LIABILITY

Perfect Aire's maximum liability under this limited warranty shall be, in Perfect Aire's sole discretion, the replacement of Product. IN NO EVENT WHATSOEVER SHALL PERFECT AIRE HAVE ANY LIABILITY TO YOU OR ANY OTHER PERSON FOR ANY INDIRECT, INCIDENTAL, CONSEQUENTIAL, SPECIAL, PUNITIVE OR EXEMPLARY DAMAGES INCLUDING, BUT NOT LIMITED TO, DAMAGE TO PROPERTY, INJURY TO PERSONS, LOST PROFITS, REVENUE, OR DATA, OR UNDER ANY LEGAL THEORY, EVEN IF PERFECT AIRE HAS BEEN ADVISED OF THE POSSIBILITY OF SUCH DAMAGES. Some states do not allow limitations on how long an implied warranty lasts and/or do not allow the exclusion or limitation of incidental, special or consequential damages, so the above limitations or exclusions may not apply to you.

DISCLAIMER OF UNSTATED WARRANTIES

THE WARRANTY PRINTED ABOVE IS THE ONLY WARRANTY APPLICABLE TO THE PRODUCTS. EXPRESS WARRANTIES MADE IN THIS WARRANTY ARE EXCLUSIVE OF ANY IMPLIED WARRANTIES OF MERCHANTABILITY AND FITNESS FOR A PARTICULAR PURPOSE, AND ARE LIMITED IN TIME TO THE TERM OF THIS WARRANTY.



5401 Dansher Road
Countryside, IL 60525

📞 844.472.2473

🌐 perfectaire.us

✉ support@perfectaire.us



Find all our products online at www.perfectaire.us