



BEST CHOICE
PRODUCTS



INSTRUCTION MANUAL

3-Piece 2D Lighted
Deer Family



BEST CHOICE
PRODUCTS

As shoppers, we're always trying to find the perfect balance between quality & value. At BCP, we believe we've achieved that. Our diverse catalog of everyday essentials is tailored especially to our customers & guaranteed to hit that sweet spot of high quality & low price.


— Always. —



Assembly is similar for the buck, doe, and fawn.
Please follow these steps to assemble each deer.



BUCK



DOE



FAWN

! NOTICE

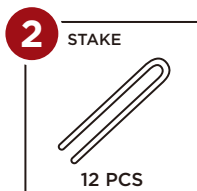
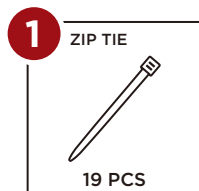
Please retain these instructions for future reference.

- This product is intended for outdoor use and should be assembled outdoors only.
- This item is not intended for permanent installation or use.
- Unplug item when not in use or if left unattended.
- If any parts are missing, broken, damaged, or worn, stop using this product until repairs are made and/or factory replacement parts are installed.
- Do not use this item in a way inconsistent with the manufacturer's instructions as this could void the product warranty.
- This set includes three figures: one buck, one doe, and one fawn. Each figure uses uniquely sized parts. Do not attempt to mix the two figure assemblies.

! WARNING

- Do not plug into a wall outlet until the item is fully assembled and lights are properly connected.
- Do not use in extreme weather conditions.
- This product contains glitter, do not assemble indoors to avoid unintended property damage and cleanup.
- Do not allow glitter to contact your eyes or face as this may result in skin irritation or injury.
- Keep item away from all heat sources (fireplace, stove, heater, etc.).
- Please use the provided stakes to properly secure the reindeer.
- Do not secure wiring with staples, nails, or sharp hooks.
- Do not hang ornaments or other objects from the cord.
- Unplug item before removing or changing bulbs.
- This product is intended for residential use only.

HARDWARE

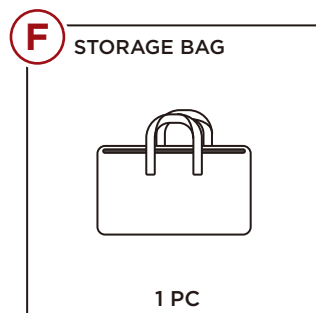
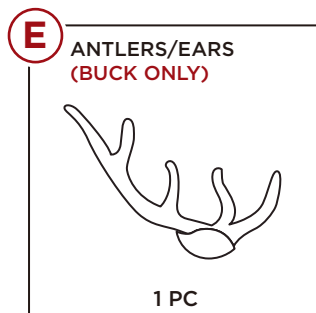
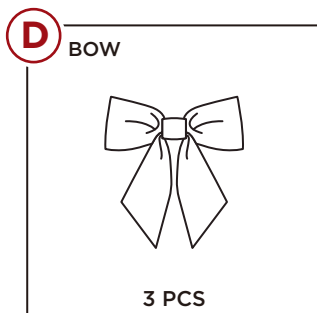
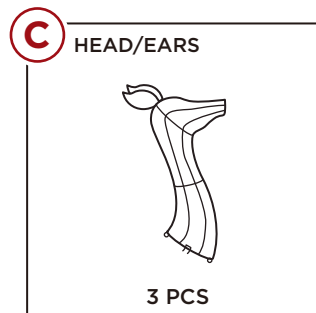
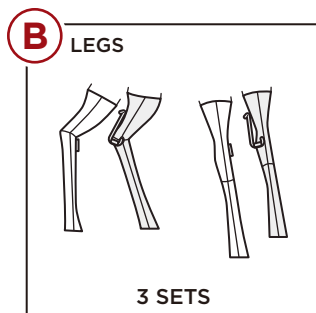
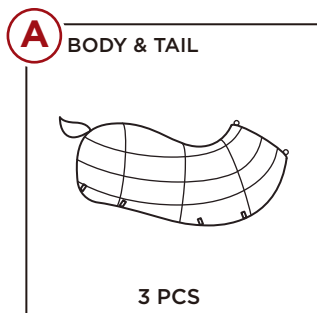


1-2 PERSON
ASSEMBLY



UP TO 30 MIN.
ASSEMBLY

PARTS



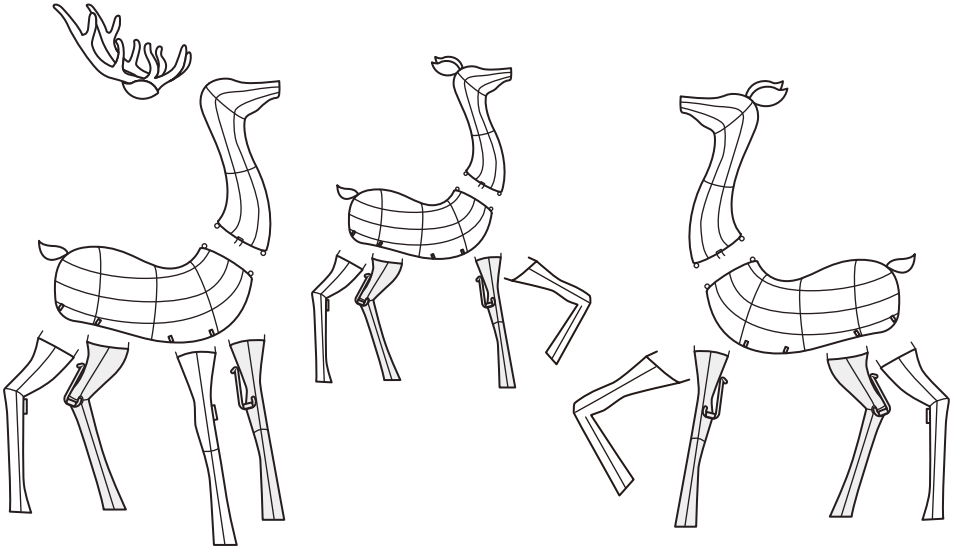
Parts are loosely attached to one another with string lights. Be careful when handling parts as they are joined together with electric wires. This product is intended for outdoor use, assemble outdoors only.

PRODUCT ASSEMBLY

1

Carefully remove protective wrap.

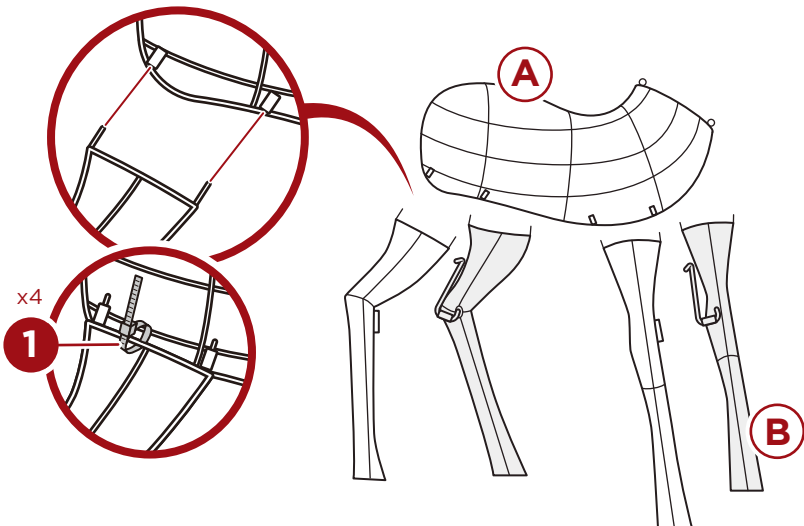
Do not use a knife to avoid damaging parts, lights, or wires.



2

Insert **part B legs** into the designated holes on the respective **part A body**, then secure each leg with one **part 1 zip tie**.

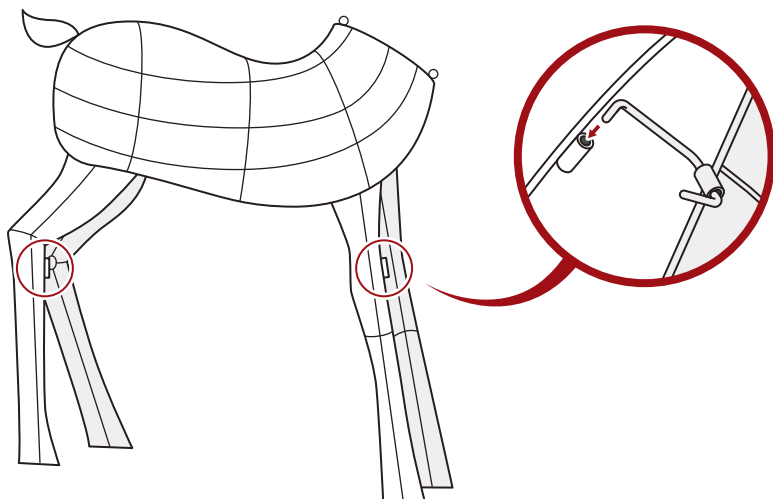
NOTE: The left leg comes with an attached support rod and the right comes with a receiver hole.



PRODUCT ASSEMBLY

3

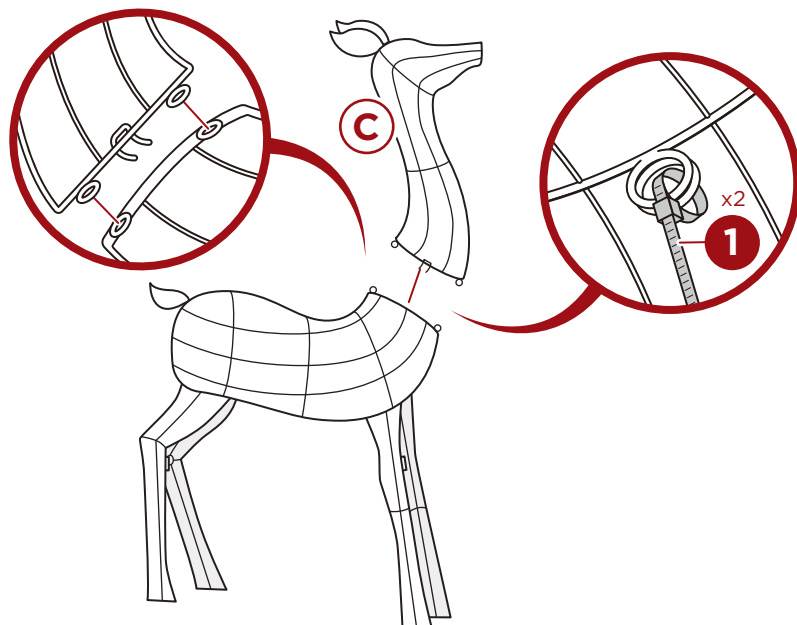
Insert the rod on the front left leg into the designated hole on the other front right leg. Repeat to secure the back legs.



4

Attach the hook of the **part C** head/ears to the **part A** body, then secure the back of the neck with two **part 1** zip ties.

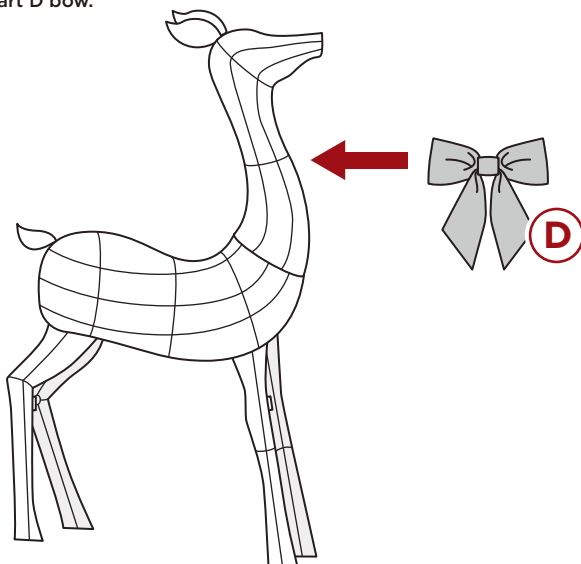
NOTE: The Buck's head will not have pre-attached ears.



PRODUCT ASSEMBLY

5


Attach the **part D bow**.



6

Secure the reindeer to the ground with four **part 2 stakes**.

Plug into a wall outlet to turn on lights.




PRODUCT ASSEMBLY

7

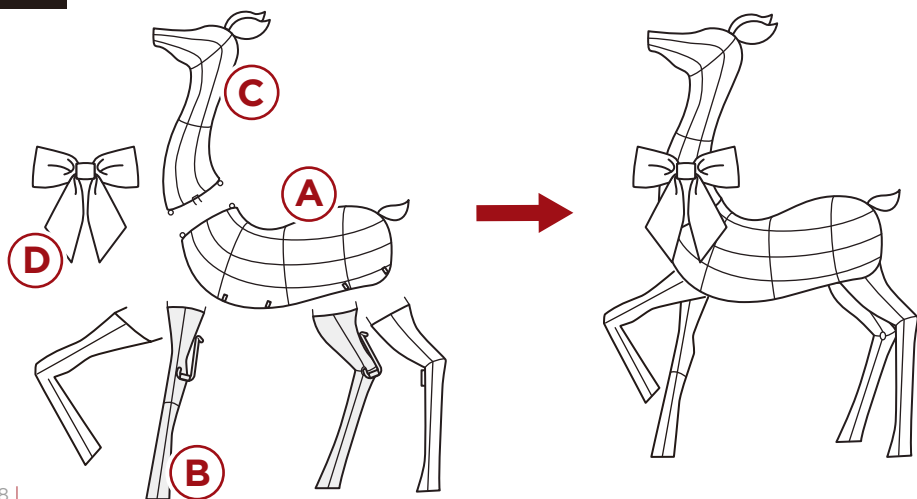
FOR BUCK ONLY:

Insert the **part E antlers/ears**.



8

Repeat steps to build the remaining deer.



TROUBLESHOOTING

PROBLEM	REASON	SOLUTION
One section does not light	Broken or loose bulb	Inspect bulbs individually and replace broken bulbs
Lights do not work	Not plugged in	Firmly plug into wall outlet
	Extension cord does not have power	Plug in/turn on extension cord
	Broken or loose bulb	Inspect bulbs individually and replace broken bulbs
	Blown fuse	Replace fuse on plug



**BEST CHOICE
PRODUCTS**

Check out more great products:
bestchoiceproducts.com

Earn points while you shop. Join today!

bestchoiceproducts **rewards**\$

Join | Earn | Redeem

Give your friends 15% off their first order! For each successful referral you'll receive 100 points.

bestchoiceproducts.com



HELP CENTER



Question about your product? We're here to help. Visit us at:

help.bestchoiceproducts.com



Chat Support



Product Inquiry



Orders FAQ



Product Assembly



Returns & Refunds

PRODUCT WARRANTY INFORMATION

All items can be returned for any reason within 60 days of the receipt and will receive a full refund as long as the item is returned in its original product packaging and all accessories from its original shipment are included. All returned items will receive a full refund back to the original payment method. All returned items will not be charged a re-stocking fee.

All returned items require an RA (Return Authorization) number, which can only be provided by a Best Choice Products Customer Service Representative when the return request is submitted. Items received without an RA may not be accepted or may increase your return processing time. Once an item has been received by Best Choice Products, refunds or replacements will be processed within 5 business days.

All returns must be shipped back to the Best Choice Products Return Center at the customer's expense. If the reason for return is a result of an error by Best Choice Products then Best Choice Products will provide a pre-paid shipping label via email. Boxes for return shipping will not be provided by Best Choice Products, and is the customer's responsibility to either use the original shipping boxes or purchase new boxes.

Pictures may be required for some returns to ensure an item is not damaged prior to its return. Items returned are not considered undamaged until they are received by Best Choice Products and verified as such. All damages to items are the customer's responsibility until the item has been received by and acknowledge by Best Choice Products as undamaged.

© Best Choice Products, Inc. All rights reserved. Distributed by Best Choice Products, Inc. Newport Beach, CA 92660



WARNING

Manufacturer and seller expressly disclaim any and all liability for personal injury, property damage or loss, whether direct, indirect, or incidental, resulting from the incorrect attachment, improper use, inadequate maintenance, unapproved modification, or neglect of this product.