M-13488 | 1

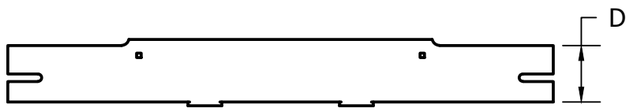

INSIDE WALL



OUTSIDE WALL

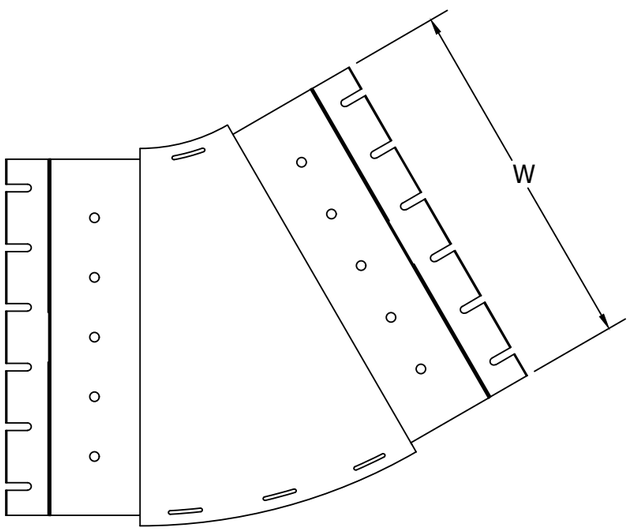

TRAY SIZE "D"	TRAY WIDTH "W"	TRAY AREA (Sq. In.)	PRE-GALVANIZED	BLACK POWDER COAT
2 [50.8] DEEP	4 [101.6]	8	HBT300204	HBT300204BK
	6 [152.4]	12	HBT300206	HBT300206BK
	8 [203.2]	16	HBT300208	HBT300208BK
	12 [304.8]	24	HBT300212	HBT300212BK
	16 [406.4]	32	HBT300216	HBT300216BK
	18 [457.2]	36	HBT300218	HBT300218BK
	20 [508.0]	40	HBT300220	HBT300220BK
	24 [609.6]	48	HBT300224	HBT300224BK
4 [101.6] DEEP	4 [101.6]	16	HBT300404	HBT300404BK
	6 [152.4]	24	HBT300406	HBT300406BK
	8 [203.2]	32	HBT300408	HBT300408BK
	12 [304.8]	48	HBT300412	HBT300412BK
	16 [406.4]	64	HBT300416	HBT300416BK
	18 [457.2]	72	HBT300418	HBT300418BK
	20 [508.0]	80	HBT300420	HBT300420BK
	24 [609.6]	96	HBT300424	HBT300424BK
6 [152.4] DEEP	8 [203.2]	48	HBT300608	HBT300608BK
	12 [304.8]	72	HBT300612	HBT300612BK
	16 [406.4]	96	HBT300616	HBT300616BK
	18 [457.2]	108	HBT300618	HBT300618BK
	20 [508.0]	120	HBT300620	HBT300620BK
	24 [609.6]	144	HBT300624	HBT300624BK

NOTES:

1. MOUNTING HARDWARE INCLUDED

CAGE CODE 74545

LIST OF PARTS

DESCRIPTION	MATERIAL	FINISH
BASE	STEEL	PRE-GLAVANIZED OR PAINT
WALLS	POLYMER	BLACK
HARDWARE	STEEL	ZINC PLATED

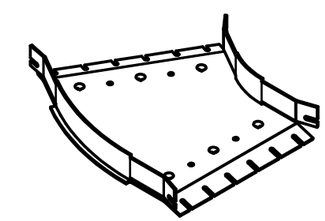

CATALOG NO. HBT300212
(NOT SHOWN TO SCALE)

REV	DESCRIPTION	APP	DATE
1	INITIAL DOCUMENT RELEASE PER DCN 22750	DDL	11/15/16

THE DESIGN AND DIMENSIONS OF THE PRODUCT SHOWN ON THIS DRAWING ARE SUBJECT TO CHANGE WITHOUT NOTICE. DIMENSIONS ARE IN INCHES [mm].

TITLE

PRE-FORMED 30° FITTING

WIRING DEVICE-KELLEMS
HUBBELL INCORPORATED
SHELTON, CT

TOLERANCES UNLESS OTHERWISE SPECIFIED
.XX = ± .01
.XXX= ± .005
ANGLE TOL. ±2°

DR. BY	GM	SCALE	NONE
CHK. BY	MN	DATE	09/07/16

DIMENSION SHEET FOR CAT. NO.
SEE TABLE

B

M-13488

1