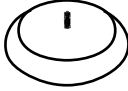




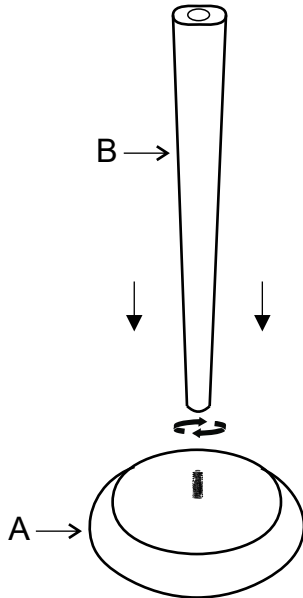
ASSEMBLY INSTRUCTIONS

ALESSIA DRINK TABLE

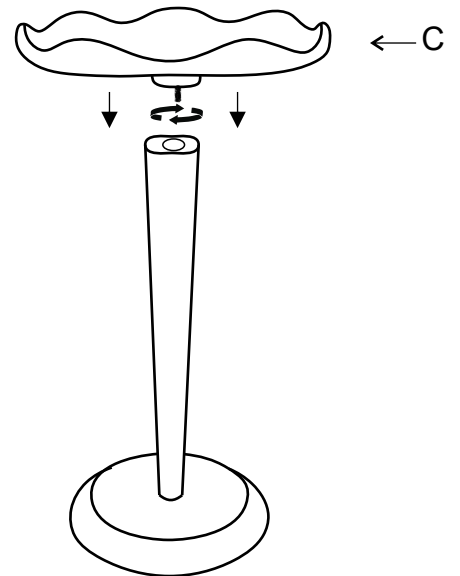
PART LIST:-

NO.	DESCRIPTION	IMAGE	QTY
A	BASE		1
B	POLE		1
C	TOP		1

Step :- 1



Step :- 2



Step :- 3 ASSEMBLED

