

COMMERCIAL

SURFACES

INSIDE

INSPIRATION



VITL

SLASH

INSPIRATION

INSIDE

COMMERCIAL

SURFACES



Whether you're looking
for tiles for your home
or business, Slash is the
perfect option for you.

SLASH



VITL | Slash Beige 8" x 48"

Colors



SLASH Natural




SLASH Taupe



SLASH Beige



SLASH Medium Brown



SLASH Dark Brown

SLASH

Story has always been important to us. It is what has driven us from the very beginning and it is what continues to inspire us today. Our story begins with porcelain tiles, surfaces that are both technically excellent and beautifully satisfying to the eye. Slash is a testament to our commitment to creating products that are both functional and aesthetic.

The Slash collection from VITL brings the warmth and character of natural wood tones to your home and commercial spaces to deliver the perfect balance of natural and contemporary design. With five hues and a variety of pattern and installation combinations, Slash will deliver intriguing character that strikes a balance between rustic and modern elegance.

VITL

SURFACES
COMMERCIAL



TeTE

VITL | Slash Taupe 12" x 48" Textured 20mm, 24" x 24" Textured 20mm, and Natural 8" x 48"

SLASH



V2 Slight
Variation



Made in Italy



Frost Resistant



Recommend an
offset pattern
≤33%

Natural



Shapes & Sizes



8" x 48" Rectified Matte 9mm



8" x 48" Chevron Rectified Matte 9mm



8" x 48" Chevron Arch Rectified Matte 9mm

Deco



12" x 48" Stave Rectified Matte 9mm



8" x 48" 3D Stave Rectified Matte 9mm

Trim



3" x 24" Bullnose



DCOF \geq 0.42 -
DCOF \geq 0.55



Water
Absorption:
 \leq 0.1%

Taupe



Shapes & Sizes



8" x 48" Rectified Matte 9mm



8" x 48" Chevron Rectified Matte 9mm



8" x 48" Chevron Arch Rectified Matte 9mm




24" x 24" Textured Aextra Matte 20mm



12" x 48" Textured Aextra Matte 20mm

Deco

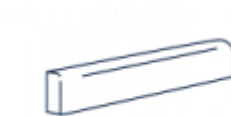


12" x 48" Stave Rectified Matte 9mm



8" x 48" 3D Stave Rectified Matte 9mm

Trim



3" x 24" Bullnose

SLASH



V2 Slight
Variation



Made in Italy



Frost Resistant



Recommend an
offset pattern
 $\leq 33\%$

Beige



Shapes & Sizes



8" x 48" Rectified Matte 9mm



8" x 48" Chevron Rectified Matte 9mm



8" x 48" Chevron Arch Rectified Matte 9mm

Deco

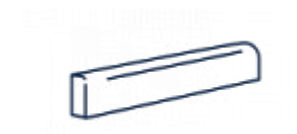


12" x 48" Stave Rectified Matte 9mm



8" x 48" 3D Stave Rectified Matte 9mm

Trim



3" x 24" Bullnose



DCOF \geq 0.42 -
DCOF \geq 0.55



Water
Absorption:
 \leq 0.1%

Light Brown



Shapes & Sizes




8" x 48" Rectified Matte 9mm



8" x 48" Chevron Rectified Matte 9mm



8" x 48" Chevron Arch Rectified Matte 9mm



24" x 24" Textured Aextra Matte 20mm



12" x 48" Textured Aextra Matte 20mm

Deco



12" x 48" Stave Rectified Matte 9mm



8" x 48" 3D Stave Rectified Matte 9mm

Trim



3" x 24" Bullnose

SLASH



V2 Slight
Variation



Made in Italy



Frost Resistant



Recommend an
offset pattern
≤33%

Dark Brown



Shapes & Sizes



8" x 48" Rectified Matte 9mm



8" x 48" Chevron Rectified Matte 9mm



8" x 48" Chevron Arch Rectified Matte 9mm

Deco

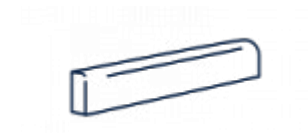


12" x 48" Stave Rectified Matte 9mm



8" x 48" 3D Stave Rectified Matte 9mm

Trim



3" x 24" Bullnose



DCOF \geq 0.42 -
DCOF \geq 0.55




Water
Absorption:
 \leq 0.1%



VITL | Slash Dark Brown Chevron 8" x 48"

SIZES

8" x 48" Rectified
Matte 9mm




VTL SLNT Natural
VTL SLTP Taupe
VTL SLBG Beige
VTL SLMB Medium Brown
VTL SLDB Dark Brown

8" x 48" Chevron Rectified
Matte 9mm



8" x 48" Chevron Arch Rectified
Matte 9mm




TRIM




3" x 24" Bullnose
all colors

12" x 48" Rectified
Textured Aextra 20mm



24" x 24" Rectified
Textured Aextra 20mm




DECO

12" x 48" Stave Rectified
Matte 9mm



12" x 48" Stave Rectified
Matte 9mm



8" x 48" Stave Rectified
Matte 9mm

DECORATIVE, MOSAICS & TRIM

SIZE	THICKNESS	FINISH
8" x 48" Stave 3D	9mm	Matte
12" x 48" Stave Rectified	9mm	Matte
3" x 24" Bullnose		Matte

Product Characteristics

Breaking Strength (ASTM C648 or ISO 10545-4)	≥10,000 N
Chemical Resistance (ASTM C650 or ISO 10545-13)	Resistant
DCOF	≥0.42 - ≥0.55
Deep Scratch Resistance - Unglazed (ISO 10545-6)	N/A
Frost Resistance (ASTM C1026 or ISO 10545-12)	Resistant
Mohs Hardness - EN101	Not Applicable
Water Absorption (ASTM C373 or ISO 10545-3)	≤0.1%
Certifications	LEED
Country of Origin	Italy
Shade Variation Code	V2

Material

Glazed Porcelain

PORCELAIN CARE & MAINTENANCE

INITIAL CLEANING

Proper cleaning after installation is essential for future maintenance. Remove excess grout using clean water and a sponge. If grout leaves behind a white haze, it can be wiped off using a clean cloth after grout has cured. Stubborn residue may require the use of a grout haze remover solution or neutral detergent. Thoroughly rinse the area with clean water and dry with a clean towel or wet vacuum.

ROUTINE MAINTENANCE

Immediately wipe up any spills and clean the area using a damp cloth or sponge. Remove loose soil using a broom or vacuum. To remove stubborn surface debris, use a scraper or putty knife. Wipe the area with a PH-neutral and soapless cleaner. Rinse with clear water and wipe dry to prevent residue. Do not use cleaning wax, oil-based cleaners, ammonia, sealants, or products containing acid or bleach for routine maintenance. Avoid using abrasive cleaning products such as steel wool.

WHEN IT MUST BE GREAT.

WHEN IT MUST BE READY.

WHEN IT MUST BE EXTRAORDINARY.

WHEN IT MATTERS MOST.

VITL

Start your journey

Request samples.

www.vitlsurfaces.com
samples@vitlsurfaces.com

