



Location:



4406-TRM, 4406TRMTC
 Tub/Shower/Hand Shower Trim
Specification Submittal



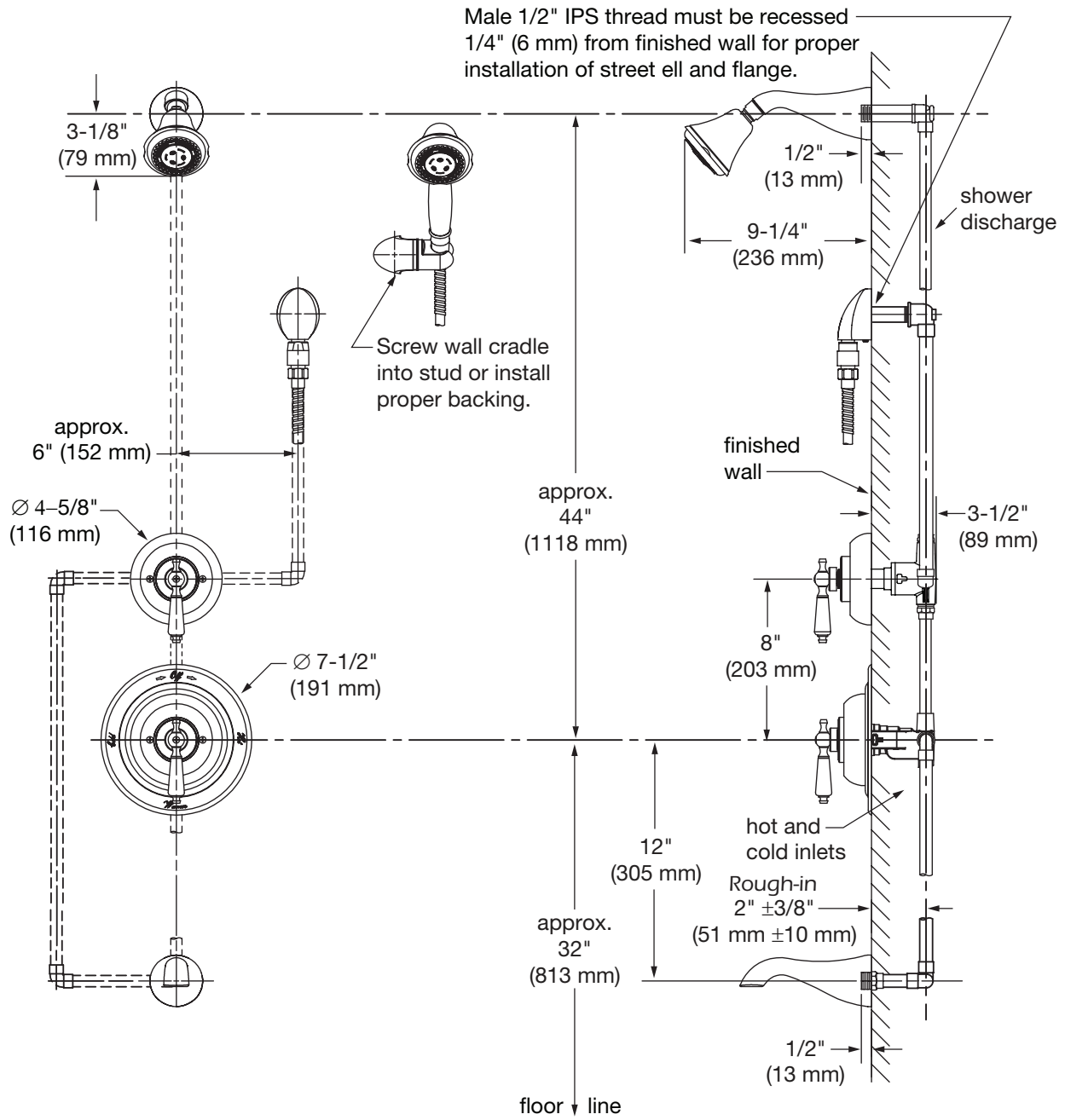
Model Numbers		Feature Highlights
<input type="checkbox"/> 4406-TRM	Tub/Shower/Hand Shower Trim, Temptrol Pressure Balancing Tub/Shower Valve and Symmons Triple Outlet Diverter valve ordered separately	<ul style="list-style-type: none"> • Carrington Tub/Shower/Hand Shower Trim • Requires Temptrol® Pressure Balancing Tub/Shower Valve • Requires Symmons Triple Outlet Diverter Valve • Metal lever handles • Cradle for hand shower wand • 6-1/2" non-diverter tub spout • Dual checks for backflow protection • 60" flexible metal hose • 3 mode hand shower wand • 3 mode showerhead • 2.0 gpm (7.6 L/min) flow restrictors • Components shall be metal and nonmetallic construction, plated in standard Polished Chrome finish • Available with TA-10 flow control spindle and T-12A cap assembly for Temptrol valve bodies installed with Test Cap (order p/n 4406TRMTC) • For optional in-line vacuum breaker order p/n EF-109
<input type="checkbox"/> 4406TRMTC	Tub/Shower/Hand Shower Trim with TA-10 flow control spindle and T-12A cap assembly, must order Temptrol valve with Test Cap	
Options/ Modifications		<h3>Warranty</h3> <p>Limited Lifetime - to the original end purchaser in consumer/residential installations.</p> <p>10 Years - for commercial/industrial installations. Refer to www.symmons.com/warranty for complete warranty information.</p> 
<input type="checkbox"/> 1.5	1.5 gpm (5.7 L/min) flow restrictor	
<input type="checkbox"/> STN	Satin Nickel finish	
<input type="checkbox"/> L1	Less showerhead	
<input type="checkbox"/> L5	Less hand shower system (less bar/cradle, hose, wand and elbow)	
<input type="checkbox"/> L7	Less handle	
<p>Note: Append appropriate -suffix to model number.</p>		
Compliance		
- ASME A112.18.1/CSA B125.1 		

Architectural/ Engineering Specification

Symmons Carrington Tub and Shower and Hand Shower Trim _____ Includes Carrington Tub and Shower and Hand Shower Trim, Requires Temptrol® Pressure Balancing Tub/Shower Valve, Requires Symmons Triple Outlet Diverter Valve, Metal lever handles, Cradle for hand shower wand, 6-1/2" non-diverter tub spout, Dual checks for backflow protection, 60" flexible metal hose, 3 mode hand shower wand, 3 mode showerhead, 2.0 gpm (7.6 L/min) flow restrictors, Components shall be metal and nonmetallic construction, plated in standard Polished Chrome finish, Available with TA-10 flow control spindle and T-12A cap assembly for Temptrol valve bodies installed with Test Cap (order p/n 4406TRMTC), For optional in-line vacuum breaker order p/n EF-109. 10 Year Commercial Warranty. ASME A112.18.1/CSA B125.1 compliant. Available options: "1.5 - 1.5 gpm (5.7 L/min) flow restrictor", "STN - Satin Nickel finish", "L1 - Less showerhead", "L5 - Less hand shower system (less bar/cradle, hose, wand and elbow)", "L7 - Less handle".



Dimensions



Notes:

- 1) Valve body and piping not included and shown as reference only.
- 2) Plaster shield (p/n T-176) for dry wall, plaster or other type walls 1/2" or greater.
- 3) All dimensions measured from nominal rough-in.
- 4) Dimensions subject to change without notice.