




X A HOWARD MILLER COMPANY
Grand Rapids, Michigan

ASSEMBLY INSTRUCTION #28328 Shoreline Round Coffee Table

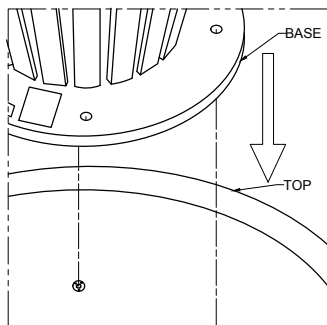
No.	PARTS	DESCRIPTION	QTY
1		FLAT WASHER M-8X20	4 Pcs
2		HEXAGONAL BOLT M-8X35	4 Pcs
3		WRENCH	1 Pc

* STEP #1

1. Lay Top upside down on a soft clean surface

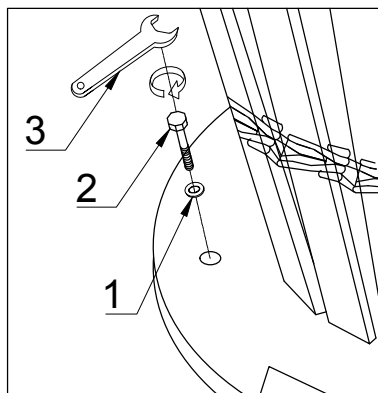
* STEP #2

1. Attach the Base to the Top



* STEP #3

1. Assembly Base using Bolts (#2)
Flat washer (#1) and Wrench (#3)
tighten Bolts completely.



* STEP #4

1. Turn Round Coffee Table Upright.

