KINGSTON

Pedestal Toilet Paper with Brush Holder

Installation Instructions

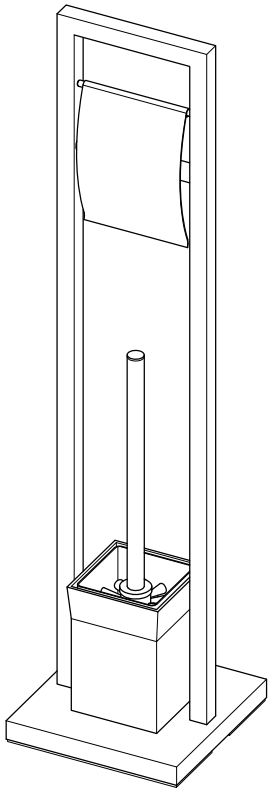

Parts:

Bolt	Screw	Washer	Spring Washer	Bar
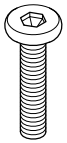	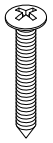			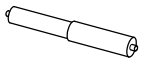
2 Pcs	1 Pc	3 Pcs	2 Pcs	1 Pc

www.kingstonbrass.com

TOLL-FREE CUSTOMER SERVICE: 1-877-2-KBRASS
TECHNICAL SUPPORT E-mail: service@kingstonbrass.com
12775 Reservoir Street, Chino, CA 91710

Tools Required

 Allen Wrench

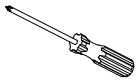 Phillips Screwdriver

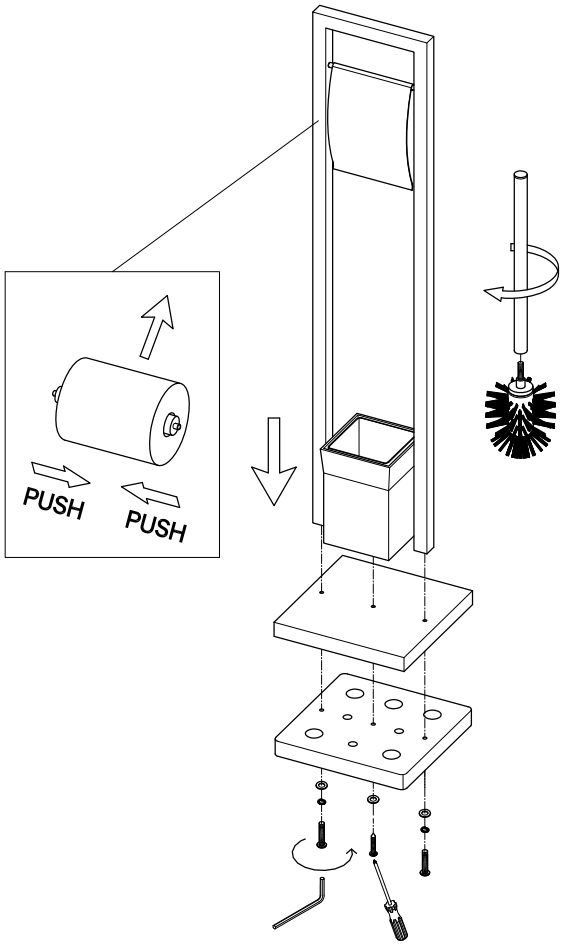

Installation Steps:

Step 1. Place the base on a flat level surface, and install toilet paper holder assembly to the bottom base plate.
Tighten with spring washers, washers and bolts using Allen Wrench.

Step 2. Install the brush holder onto the base, secure with washer and screw using a Philips screwdriver.

Step 3. Assemble brush holder by threading column to the brush. Insert the brush to the holder.

Step 4. Slip the toilet paper into roller and attach the roller to the toilet paper holder.

Cleaning

Clean with a damp cloth only.
Avoid using metal or abrasive polishes.

©2025 LVC Kingston LLC. All Rights Reserved.
2025-05-KB