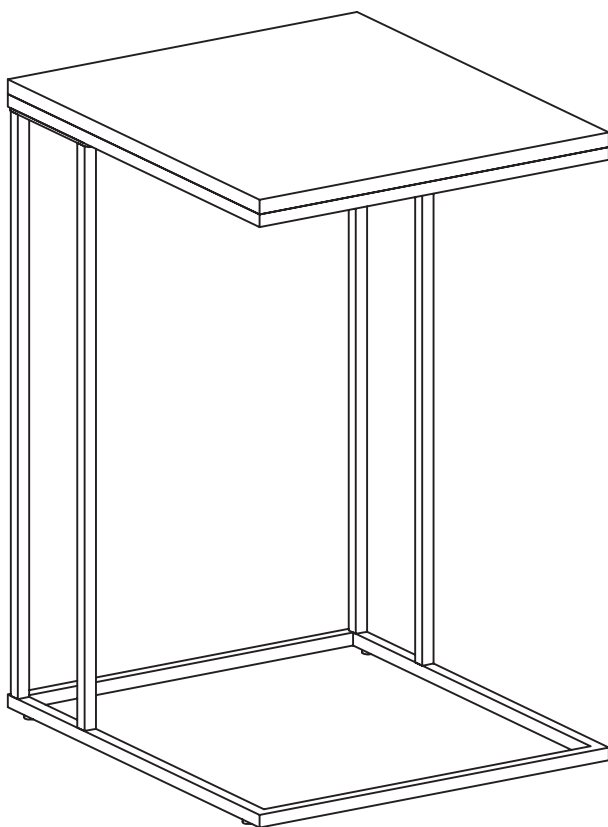




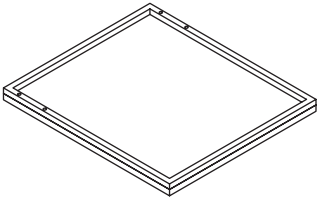

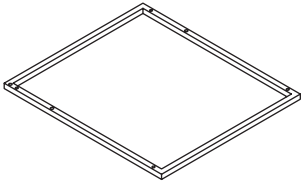


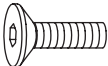

TBL-09252

square c end table



18 in L x 16 in W x 25 in H

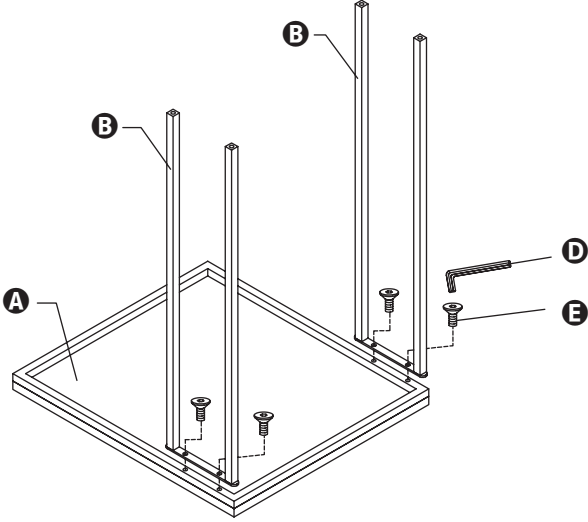
PARTS LIST

PART/ILLUSTRATION	(QTY)	DESCRIPTION
A 	(1)	base frame
B 	(2)	side frames
C 	(1)	top frame
D 	(1)	hex wrench
E 	(4)	flat head, hex socket screws (1/4" x 12 mm)
F 	(4)	flat head, hex socket screws (1/4" x 25 mm)
G 	(4)	hex socket head connector nut (12mm)

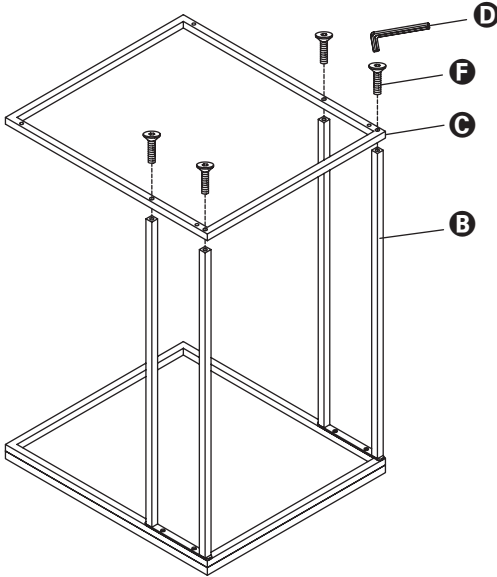
ATTENTION: USE THE CARTON AS A WORKING SURFACE TO PREVENT TABLE-TOP DAMAGE DURING ASSEMBLY.

ASSEMBLY

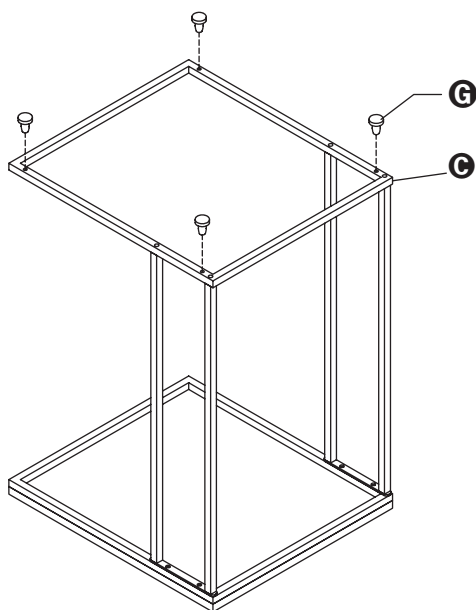
1 NOTE: do not tighten bolts until all have been started.



2



3



Honey-Can-Do International

5300 St. Charles Road, Berkeley, IL 60163 USA
877.242.2636 | honeycando.com | support@honeycando.com
©2023 Honey-Can-Do International, LLC | All Rights Reserved

Visit [youtube.com/myhoneycando](https://www.youtube.com/myhoneycando) to watch our assembly videos.