BUSCH® SYSTEMS

Certified B Corporation. Learn more at bcorp.com

*The **#1 Rated** Brand in Recycling & Waste Containers!*

Trustpilot

Innovative Designs Inspiring Change.

VistaBin™ Series

Visibility Without Compromise.

Product Data Sheet | Version 1.1





Canadian Industrial Designs: 248955

Busch Systems International Inc.
81 Rawson Avenue, Barrie ON., Canada
1.800.565.9931
buschsystems.com

View the VistaBin™ Series Online!







Visibility Without Compromise.

Refined in appearance yet powerful in performance, the VistaBin™ Series is designed to make collection smarter, more efficient, and adaptable to any environment. With options including a clear, impact-resistant body for enhanced visibility and security compliance, as well as a durable metal mesh design suited for both indoor and outdoor use, the VistaBin™ Series delivers flexibility without compromise.

Engineered for high-traffic spaces, each bin in the series is built for long-lasting reliability, featuring robust materials and thoughtful design details that support everyday performance. The metal mesh version offers added durability and airflow, with an optional canopy lid to help shield contents from precipitation, while the clear version provides effortless monitoring through its transparent shell. Standard and custom labeling options ensure seamless integration into any recycling or waste program, resulting in a clean, cohesive solution that performs as well as it looks.

POPULAR SKU'S



217256



217257



217371



217373

BODY SPECIFICATIONS

Below are the available Body Options for the VistaBin™ Series. The measurement guide is the essence of various standard measuring methods. All measurements are in inches. Talk to your dedicated Busch Systems® sales representative for more information on how to choose the right size container for your space.



VistaBin Clear with Standard Lid



VistaBin Mesh with Standard Lid



VistaBin Mesh with Canopy Lid

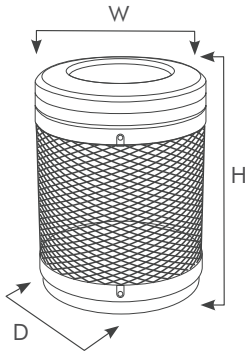

Station	Height	Width	Depth	Weight	Capacity
Clear with Standard Lid*	31"H (787.4mm)	23"W (584.2mm)	23"W (584.2mm)	18.3lbs (8.3kg)	50 gal
Clear with Canopy Lid*	39.438"H (1001.73mm)	23"W (584.2mm)	23"W (584.2mm)	28.4lbs (12.88kg)	50 gal
Mesh with Standard Lid	32.812"H (833.42mm)	23"W (584.2mm)	23"W (584.2mm)	20.5lbs (9.3kg)	50 gal
Mesh with Canopy Lid	41.25"H (1047.75mm)	23"W (584.2mm)	23"W (584.2mm)	30.6lbs (13.88kg)	50 gal

**Minimum order quantity applies*

AVAILABLE FRAME/BASE COLOR

Black

AVAILABLE CLEAR BODY

Clear

AVAILABLE MESH BODY

Black

LID OPENING SPECIFICATIONS

The chart below outlines the available Lid Opening Options for each VistaBin™ Series model as well as the associated opening dimensions. Talk to your dedicated Busch Systems® sales representative for more information.

	Full*	Canopy Lid*
Single		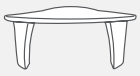
Opening Dimensions	Full: 13.82" Dia. (351.03mm Dia.)	
Available Lid Colors	Black	Black

**Minimum order quantity applies*

PRODUCT ACCESSORIES

If you're interested in maximizing the full potential of your VistaBin™ Series containers, you can enhance the quality & performance and expand the possibilities with top quality accessories that will add functionality and convenience with ease. These product accessories are designed to help you get the most out of your recycling & waste management equipment. Busch Systems® offers a number of different accessories to add convenience and stability.

To add stability to your VistaBin™ Series station, consider the Busch Systems® professional ground mounting kit that allow you to easily secure your station to a concrete or paved surface. Alternatively, to weigh your bin down without permanent mounting, consider adding weighted rubber ballasts. Add the lid tether kit for extra security.

LID TETHER



TETHER*

*Additional hardware included.

GROUND MOUNTING KIT

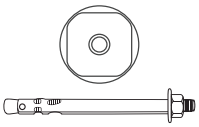

SET OF 1 LAG BOLT + 1 CAP*

*Requires ratchet with 9/16" socket and drill with 1/2" masonry drill bit for assembly.

WEIGHTED RUBBER BALLAST

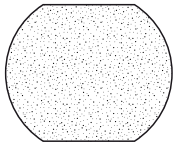

ADDS 7LBS. TO BASE

Add multiple units to increase weight.

AVAILABLE GRAPHICS

To clearly indicate container use, it is recommended to order with our available label options. Alternatively, to meet your specific collection or branding requirements, you can customize your own label designs.

AVAILABLE LABELS



217254
CLEAR BODY LABEL

217255
CLEAR BODY LABEL

217366
MESH LID LABELS

217367
MESH LID LABELS

217368
CANOPY LID LABELS

217369
CANOPY LID LABELS

NOTE: Because different computers, monitors, and printers render colors and textures differently, actual finishes may vary from those shown here.

IDEAL BAG SIZES

VistaBin™ Series	Clear	Mesh
Ideal Bag Size (inches)	36 x 45	36 x 45

MATERIAL & CONSTRUCTION DETAILS

Not all recycling & waste receptacles are created equal. Our company policy is never to compromise on our workmanship or the quality material standards we've set. We only recommend and use quality first grade materials on our recycling & waste containers, and source these from OEM's at highly-competitive prices. Being a manufacturer that buys at high-quantities gives significant buying power with companies which in turn saves you money.

The design process, materials used, finishes and manufacturing standards all affect the final product. Every decision is vital to getting the most value for your investment. You deserve recycling & waste containers that meets your demands for quality and durability and will enhance your working environment for years to come.

Component	Material(s)	Construction
Top Rim & Base	LDPE	• Components are molded from durable LDPE
Lids	LDPE	• Lids are molded from durable LDPE
Clear Body	PETG	• Impact resistant thermoplastic polyester
Metal Mesh Body	Powder Coated Steel	• Durable powder coat finish
Canopy Lids	LDPE	• Canopy lids are molded from durable LDPE

ENVIRONMENTAL CONSIDERATIONS

- All VistaBin™ Series Receptacles use a low energy, resource efficient manufacturing and curing process
- All VistaBin™ Series receptacle components disassemble at end of life and are fully recyclable
- Low maintenance and extremely long service life
- Manufactured in North America

Configurations	Post-Industrial Recycled Content	Post-Consumer Recycled Content	Total Recycled Content	3rd Party Certifications
VistaBin™ Series Clear	Contact us	Contact us	Contact us	-
VistaBin™ Series Mesh	Contact us	Contact us	Contact us	-

Busch Systems® is dedicated to environmental responsibility. We maintain an Environmental Management System and are continually working to improve our impact through efficiency, material selection, vendor education, employee involvement, and an unwavering commitment to being a Certified B Corporation™. If you would like additional information on our product development process or if you don't see the information you need for your project on this page, please contact our Sustainability Team at **sustainability@buschsystems.com**.

LEAD TIME

Our standard lead time for available SKU's of the VistaBin™ Series Mesh with full lids is 5-7 days, and for Canopy lids or custom label applications is 1-2 weeks. Our standard lead time for available SKU's of the VistaBin™ Series Clear is 6+ weeks and does require a minimum order quantity of 25 units. Standard lead times on large or custom orders for all VistaBin™ Series products is 8-10 weeks. Please contact us to discuss your specific timing requirements.

PRICING

Please contact us at **800.565.9931** or **sales@buschsystems.com**. At Busch Systems®, we design, manufacture and sell our products directly to you. Our sales team is available to assist you with questions about our products, requests for quotes, and orders. Vertical Managers are located across North America to assist with the front-end specification and quoting process, and our in-house Project Sales Coordinators follow your project through from the time you place an order to shipment.

TO ORDER PLEASE SPECIFY

Product style (clear or mesh), quantity, lid type and available label choices, or specify if you would prefer custom labels. Talk to your dedicated Busch Systems® sales representative for more information. If you do not have a dedicated Sales Representative please contact us via our website at **buschsystems.com/contact-us/**

INSTALLATION

Busch Systems® VistaBin™ Series units are hassle-free when it comes to installation. Each bin is pre-assembled and individually boxed using cardboard with high recycled content. If accessories are ordered, please follow included installation instructions as required.

TO INSTALL YOUR VISTABIN™ SERIES CONTAINER:

1. Unbox the bin
2. Apply labels if not applied ordered separately
3. Insert bag into bin, and replace lid
4. Position in desired collectiton area
5. If accessories are ordered, install as per included installation instructions

CARE & MAINTENANCE - POWDER COATED STEEL

Busch Systems® powder coated steel products are finished with a polyester powder coat paint that is intended to help keep your recycling and waste containers protected and attractive looking for as long as possible in their environment. Their appearance and lifespan will be greatly affected by their care. Powder coated finishes can be treated like most other paints and benefit from regular cleaning.

To avoid the accumulation of dirt and grime on your Busch Systems® products, and help prevent corrosion, we recommend that a mild detergent be used (not an abrasive), such as a pH-neutral liquid (hand dishwashing or hand car washing soaps, for example) diluted in warm water. Wipe with a clean wet cloth and towel dry. Any dirt adhering to the powder coating should be removed. In order to remove deposits such as salt or dust, use a soft brush (non-abrasive). If this is not sufficient to remove stubborn soiling, the following products have been tested for use:

- Ajax Cream
- Ajax Liquid (in water)
- Liquid Gumption
- Cutting compound ('T. Cut')
- Flash (in water)

If solvents are absolutely needed to remove marks, a soft cloth dampened with white spirit may be used.

THINGS TO AVOID

- Solvents such as acetone, contact cleaners, thinners or Methyl Ethyl Ketone (MEK). These solvents are very damaging to the powder coat and will soften and/or dissolve the surface of the coating, diminishing its shine and durability or removing the finish altogether.
- Cleaning water that contains sulfur, iron oxide, chlorine, fluoride
- Waxes that contain abrasives
- Abrasive cleaning tools or brushes
- Contact with electrical current and dissimilar metals

CARE & MAINTENANCE - **PLASTIC**

Advantages of Busch Systems® HDPE & LDPE receptacles include:

- Great low temperature impact resistance and excellent chemical resistance
- Great high temperature impact resistance
- Lower stiffness rating which reduces the potential for stress cracking
- High strength-to-density ratio

Their appearance and lifespan will be greatly affected by their care. The frequency of cleaning required depends on the environment in which the containers are used. Outdoor containers will be subject to different environmental conditions than indoor units, i.e. sun, rain, wind, pollution, winter temperatures, and salt/sea air.

To avoid the accumulation of dirt and grime on your Busch Systems® products, and help prevent corrosion, we recommend that a mild detergent be used (not an abrasive), such as a pH-neutral liquid (hand dishwashing or hand car washing soaps, for example) diluted in warm water. Rinse well with clean water. Any dirt adhering to the powder coating should be removed. In order to remove deposits such as salt or dust, use a soft brush (non-abrasive). If this is not sufficient to remove stubborn soiling, the following products have been tested for use:

Note: Always test soaps/cleaners on a hidden and/or small area beforehand

- Ajax Cream
- Liquid Gumption
- Flash (in water)
- Ajax Liquid (in water)
- Cutting compound ('T. Cut')

Note: *Always test soaps/cleaners on a hidden and/or small area beforehand*

If solvents are absolutely needed to remove marks, a soft cloth dampened with white spirit may be used.

GENERAL CARE

- Clean with a power washer or light scrub brush (outdoor/municipal bins)
- Clean with a mild detergent with a damp sponge or cloth (indoor/office bins)
- For soil and stain remover, cleaners like Fantastik, Armor All or Acetone may be tried
- UV safe cleaners MUST be used on all outdoor bins

THINGS TO AVOID

- Cleaners with chloride or bleach
- Solvents
- Abrasive detergents
- Steel wool or Scouring pads

CARE & MAINTENANCE - CLEAR **PLASTIC**

Cleaning PETG (Polyethylene Terephthalate Glycol) clear sheeting requires gentle methods to maintain its high optical clarity and prevent scratching, as it is softer than glass and can be prone to surface scratches.

1. Prepare Solution: Mix a mild liquid dish detergent with lukewarm water.
2. Clean Gently: Use a soft, lint-free microfiber cloth or sponge to wash the surface, avoiding harsh scrubbing.
3. Rinse Thoroughly: Rinse the sheet thoroughly with clean water to remove all soap residue, which can cause streaks.
4. Dry: Dry with a clean, soft microfiber cloth or chamois to prevent water spots.

THINGS TO AVOID

- Do not use cleaners containing ammonia, alcohol, acetone, benzene, or chlorinated solvents, as these can cause irreparable damage, haze, or cracking.
- Do not use scouring pads, steel wool, or harsh squeegees, which will scratch the surface.
- Wear gloves when handling to avoid leaving fingerprints.
- Keep PETG away from extreme temperatures and open flames, as it can warp.

Contact Us Today for a Quote on Your VistaBin™ Series Containers!

40 YEARS

BUSCH®
SYSTEMS

Certified
B
Corporation
Learn more at
bcorp.com

www.buschsystems.com • 1.800.565.9931 • 81 Rawson Avenue, Barrie, Ontario, Canada L4N 6E5