

ring



**Steplight**  
Smart Lighting

# 1. Set up your Steplight.

## Download the Ring app.

The app walks you through setting up and managing your Ring Steplight.

Search for “Ring” in one of these app stores, or visit:  
[ring.com/app](https://ring.com/app)



## Set up your Ring Bridge.

The Bridge connects your Ring Smart Lights to the Ring app and the rest of your Ring devices.

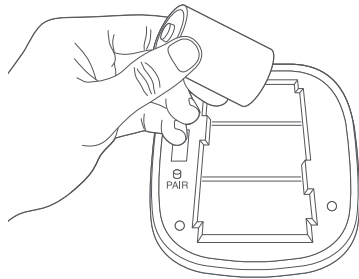
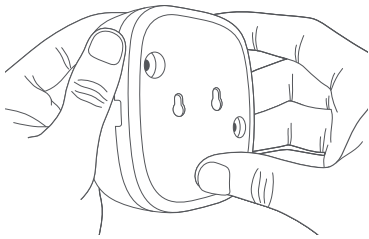
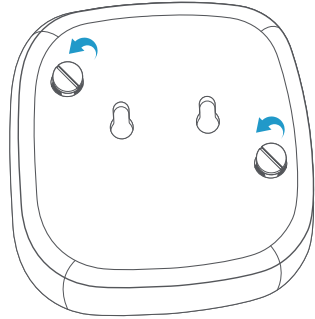
To set up your Bridge, follow the instructions in the Ring app or the Bridge user manual.



## Insert the batteries.

Using a flathead screwdriver, remove the screws from the back and lift off the battery lid.

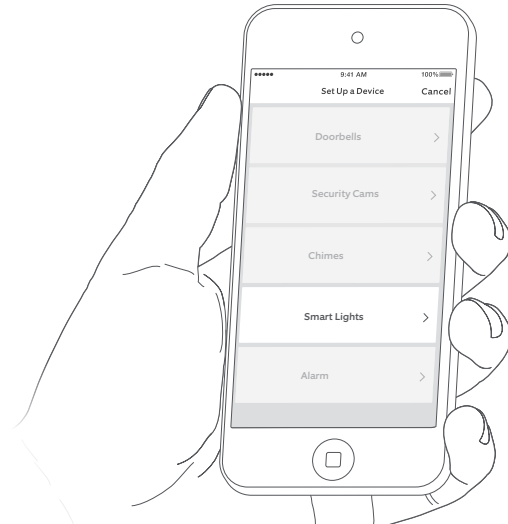
Then insert three C Cell batteries (not included), matching the flat ends with the springs.



## Set up your Steplight in the Ring app.

In the app, tap **Set Up a Device**.

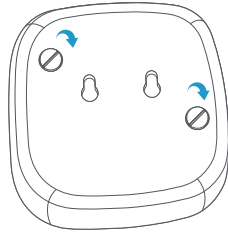
When prompted, select **Smart Lights** and follow the in-app instructions.



## 2. Install your Steplight.

### Attach the lid.

Push the lid back onto your Steplight, and secure it with the screws you removed earlier.



### Mark the screw holes.

Using the guide below, make a mark on the mounting surface below each arrow.

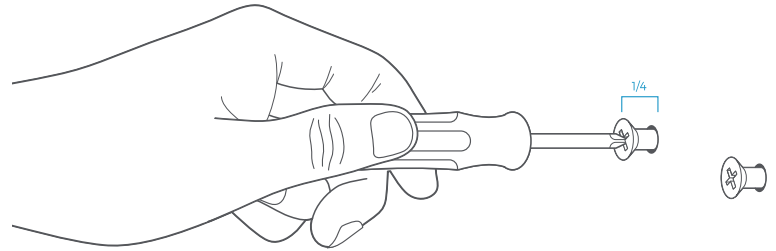
If installing on a masonry surface, drill pilot holes and insert the included anchors.

Mark the spots.



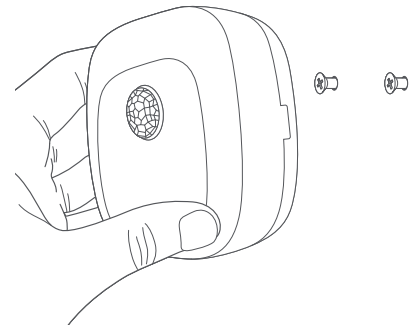
### Insert screws.

Drive the two mounting screws, leaving ~1/4" exposed.



### Mount Steplight.

Place your Steplight over the mounting screws and slide downward to lock it in place.



For additional help, visit: [ring.com/help](https://ring.com/help)

Or give us a call...

[US 1 800 656 1918](tel:18006561918)

---

[Canada 1 855 300 7289](tel:18553007289)

---

[Worldwide +1 310 929 7085](tel:+13109297085)

---

For a list of all our customer support numbers, visit:  
[ring.com/callus](https://ring.com/callus)

To review your warranty coverage, please visit [www.ring.com/warranty](https://www.ring.com/warranty).

Patents: [www.ring.com/patents](https://www.ring.com/patents)

© 2019 Ring LLC or its affiliates.

RING, ALWAYS HOME, and all related logos are trademarks of Ring LLC or its affiliates.

Last updated: 01/04/19