




bestchoiceproducts



INSTRUCTION MANUAL

6-Foot 4-Panel
Room Divider



bestchoiceproducts

As shoppers, we're always trying to find the perfect balance between quality & value. At BCP, we believe we've achieved that. Our diverse catalog of everyday essentials is tailored especially to our customers & guaranteed to hit that sweet spot of high quality & low price.

— Always. —

! NOTICE

Please retain these instructions for future reference.

- Do not stand on or use any part of this item as a step ladder.
- Be aware that some parts are heavy and have sharp edges.
- If any parts are missing, broken, damaged, or worn, stop using this product until repairs are made and/or factory replacement parts are installed.
- This product features fabric components, take care not to rip or damage them during assembly or storage.
- Do not use this item in a way inconsistent with the manufacturer's instructions as this could void the product warranty.



1 PERSON
ASSEMBLY

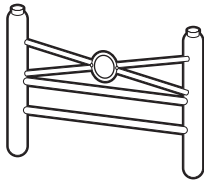


UP TO 10 MIN.
ASSEMBLY

PARTS

1

TOP FRAME



4 PCS

2

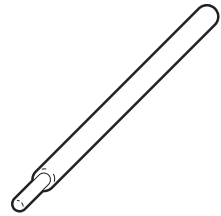
BOTTOM FRAME



4 PCS

3


UPPER POLE



8 PCS

4

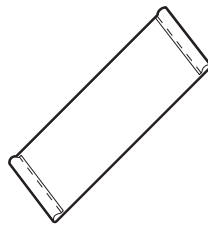
LOWER POLE



8 PCS

5

CLOTH PANEL



4 PCS

6

CONNECTOR HINGE

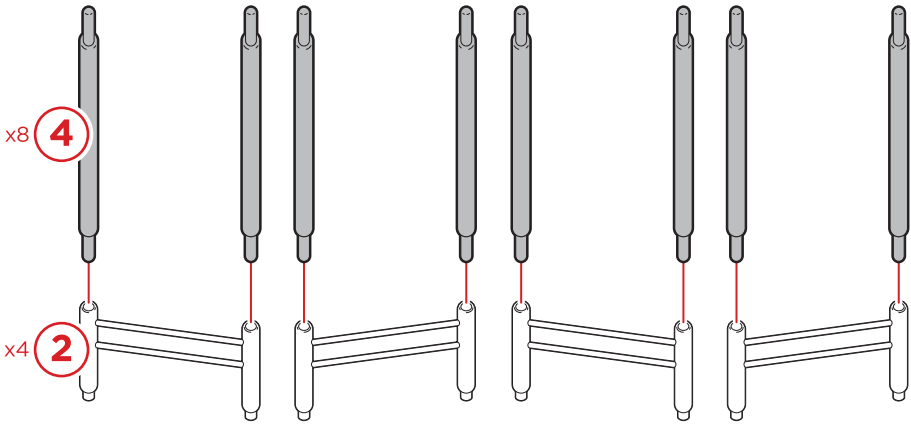


9 PCS

PRODUCT ASSEMBLY

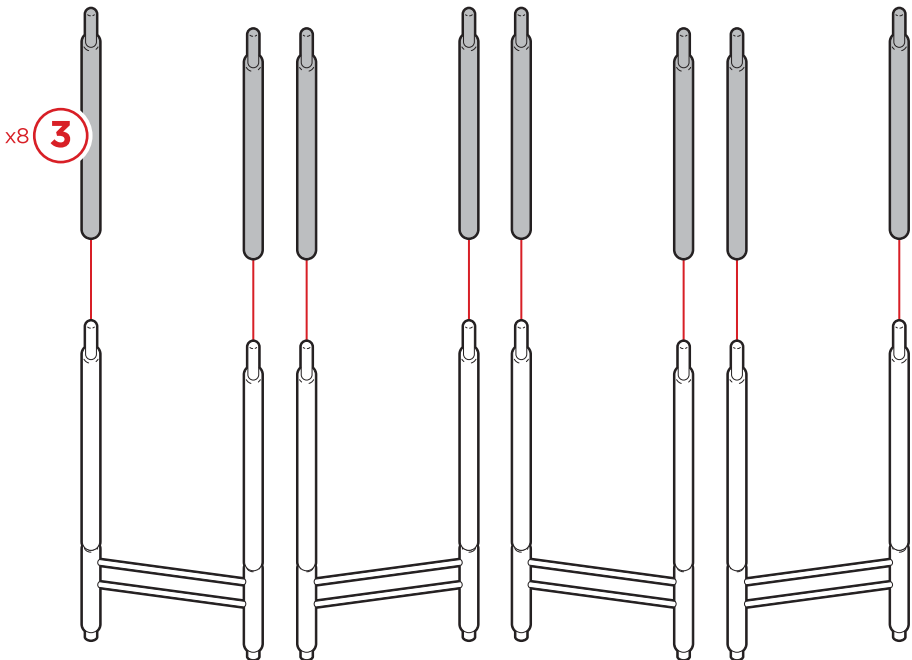
1

Locate four part 2 bottom frames and insert eight part 4 lower framing bars, two bars per bottom frame. Set this assembly aside.



2

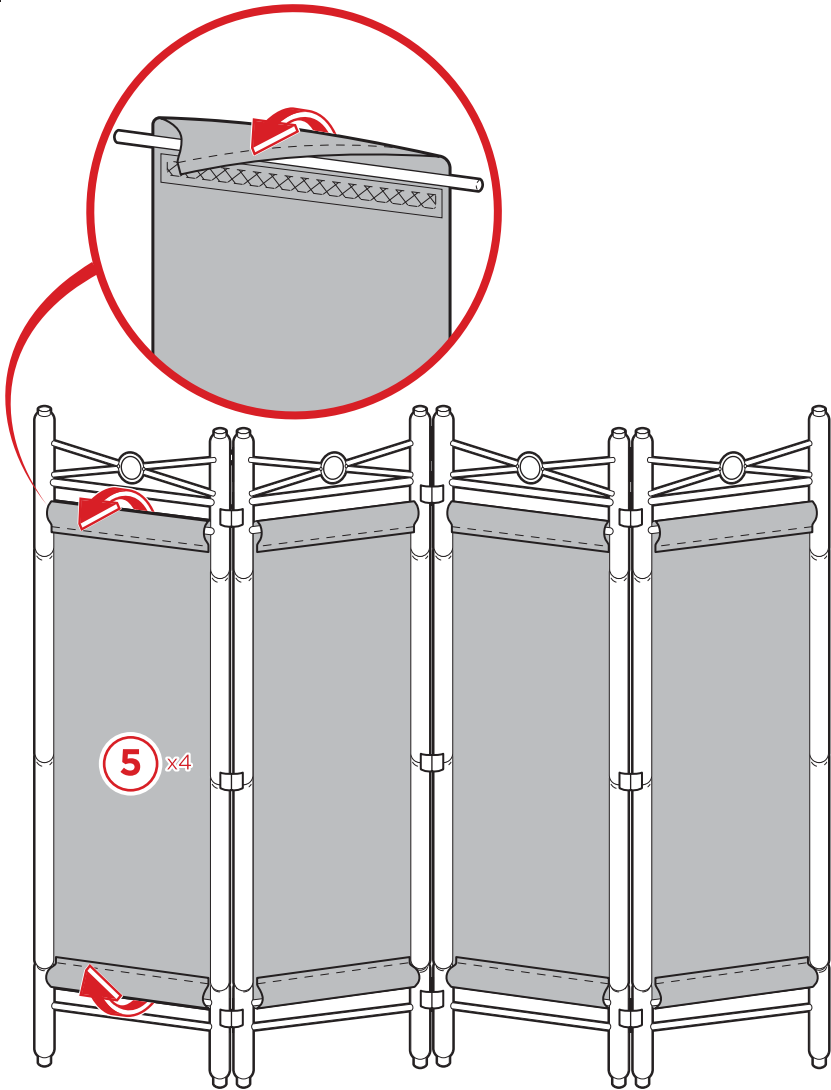
Insert eight part 3 upper framing bars into the lower framing bars.



PRODUCT ASSEMBLY

4

Attach four part 5 cloth panels with the built-in touch fasteners.



PRODUCT STORAGE

- When not in use, fold this product using the plastic hinge connectors and set it aside in a clean, accessible area.

Earn points while you shop. Join today!

bestchoiceproducts
rewards

Join | Earn | Redeem

Give your friends 15% off their first order! For each successful referral you'll receive 100 points.

bestchoiceproducts.com



HELP CENTER



Question about your product? We're here to help. Visit us at:

help.bestchoiceproducts.com



Chat Support



Product Inquiry



Orders FAQ



Product Assembly



Returns & Refunds

PRODUCT WARRANTY INFORMATION

All items can be returned for any reason within 60 days of the receipt and will receive a full refund as long as the item is returned in its original product packaging and all accessories from its original shipment are included. All returned items will receive a full refund back to the original payment method. All returned items will not be charged a re-stocking fee.

All returned items require an RA (Return Authorization) number, which can only be provided by a Best Choice Products Customer Service Representative when the return request is submitted. Items received without an RA may not be accepted or may increase your return processing time. Once an item has been received by Best Choice Products, refunds or replacements will be processed within 5 business days.

All returns must be shipped back to the Best Choice Products Return Center at the customer's expense. If the reason for return is a result of an error by Best Choice Products then Best Choice Products will provide a pre-paid shipping label via email. Boxes for return shipping will not be provided by Best Choice Products, and is the customer's responsibility to either use the original shipping boxes or purchase new boxes.

Pictures may be required for some returns to ensure an item is not damaged prior to its return. Items returned are not considered undamaged until they are received by Best Choice Products and verified as such. All damages to items are the customer's responsibility until the item has been received by and acknowledge by Best Choice Products as undamaged.

WARNING

Manufacturer and seller expressly disclaim any and all liability for personal injury, property damage or loss, whether direct, indirect, or incidental, resulting from the incorrect attachment, improper use, inadequate maintenance, or neglect of this product.