

VIRGINIATILE

Design that shapes living.

RIFT

CERAMIC TILES INTERNATIONAL

GLAZED PORCELAIN &
CERAMIC MOSAIC



Product Shown: CTI Rift
White 24" x 24" Matte "




CONTEMPORARY LIMESTONE VIBE



Product Shown: CTI Rift Gray 12" x 24" top
CTI Rift White 24" x 24" , bottom

COLORS



White
CTI RIWH



Beige
CTI RIBE




Greige
CTI RIGG




Gray
CTI RIGR

SIZES & SHAPES

7.94mm

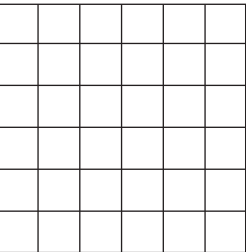


12" X 24"

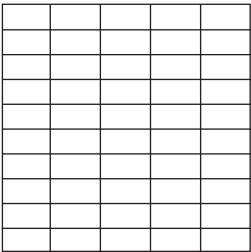


24" X 24"

MOSAIC & TRIM



2" x 2" x 6.35mm
Mosaic



1" x 3" x 6.35mm
Mosaic



3" x 12" Bullnose



6" x 12" Cove Base



1" x 6" Cove Base Outside
Corner

WHITE




FIELD TILE

7.94 mm




12" x 24"




24" x 24"

MOSAIC

6.35 mm



2" x 2" Mosaic



1 x 3" Mosaic

TRIM



3" x 12" Bullnose



6" x 12" Cove Base



1" x 6" Cove Base Outside
Corner

BEIGE



FIELD TILE



7.94 mm



12" x 24"



24" x 24"


MOSAIC



6.35 mm



2" x 2" Mosaic



1 x 3" Mosaic

TRIM



3" x 12" Bullnose



6" x 12" Cove Base



1" x 6" Cove Base Outside
Corner


GREIGE




FIELD TILE



7.94 mm



12" x 24"



24" x 24"


MOSAIC



6.35 mm



2" x 2" Mosaic

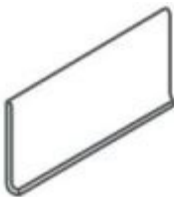


1 x 3" Mosaic

TRIM



3" x 12" Bullnose



6" x 12" Cove Base



1" x 6" Cove Base Outside
Corner

GRAY



FIELD TILE



7.94 mm



12" x 24"



24" x 24"

MOSAIC



6.35 mm



2" x 2" Mosaic



1 x 3" Mosaic

TRIM



3" x 12" Bullnose



6" x 12" Cove Base



1" x 6" Cove Base Outside
Corner

TECHNICAL INFORMATION



V3 Moderate
Variation

While the colors and/or texture present on a single piece of tile will be indicative of the colors and/or texture to be expected on the other tiles, the amount of colors and/or texture on each piece may vary significantly.



Recommend offset
pattern $\leq 33\%$

1/3 offset is now the prevailing recommendation from the Tile Council of North America 2011 for ALL tile 18" or longer.



Water Absorption:
 $<0.5\%$

Water absorption $<0.5\%$



DCOF: ≥ 0.42

DCOF ≥ 0.42 floor tile. Wall tile not applicable .



Made in USA



Contains
Recycled
Content

Post-Consumer, Pre-Consumer,
Reveal Imaging, Certified Porcelain
Tile, Zerotox

TECHNICAL INFORMATION

TRIM	FINISH
3" x 12" Bullnose	Matte
6" x 12" Cove Base *	Matte
6" x 1" Cove Base Corner *	Matte

* Ceramic body

PRODUCT CHARACTERISTICS

	DCOF	Abrasion Resistance	Moisture Absorption	Breaking Strength	Frost Resistance	Scratch Hardness	Chemical Resistance
Floor	≥0.42	3	<0.5%	>275 lbs	Resistant	8.0	Resistant
Mosaic	≥0.42	3	<3.0%	>250 lbs	N/A	8.0	Resistant

PERFORMANCE CHARACTERISTICS

	ASTM#	Floor Result	Mosaic Result
Water Absorption	C373	< 0.5%	< 3.0%
Breaking Strength	C648	> 275 lbs	> 250 lbs
Scratch Hardness	MOHS	8.0	8.0
Chemical Resistance	C650	Resistant	Resistant

CARE AND MAINTENANCE

PORCELAIN CARE & MAINTENANCE

INITIAL CLEANING

Proper cleaning after installation is essential for future maintenance. Remove excess grout using clean water and a sponge. If grout leaves behind a white haze, it can be wiped off using a clean cloth after grout has cured. Stubborn residue may require the use of a grout haze remover solution or neutral detergent. Thoroughly rinse the area with clean water and dry with a clean towel or wet vacuum.

ROUTINE MAINTENANCE

Immediately wipe up any spills and clean the area using a damp cloth or sponge. Remove loose soil using a broom or vacuum. To remove stubborn surface debris, use a scraper or putty knife. Wipe the area with a PH-neutral and soapless cleaner. Rinse with clear water and wipe dry to prevent residue. Do not use cleaning wax, oil-based cleaners, ammonia, sealants, or products containing acid or bleach for routine maintenance. Avoid using abrasive cleaning products such as steel wool.

CERAMIC CARE & MAINTENANCE

Glazed tile products should be cleaned routinely with an all-purpose, low VOC, household or commercial cleaner. The product chosen should also be grout joint cleaning compatible. The type of product may vary depending on the tile application and use. A multipurpose spray cleaner, which removes soap scum, hard water deposits and mildew designed for everyday use can be used on wall tile areas in residential baths and showers. A cotton mop, cloth, sponge, or non-metallic brush should be used to apply and agitate cleaner. Rinse the area with clean water and dry thoroughly. Routine cleaners should never contain harsh chemicals as these can damage tile. Acids can damage grout and the glazed surface of the tile. Ammonia can discolor grout.

Regular dust mopping, sweeping, or vacuuming is recommended prior to cleaning with liquid products.

Unglazed tile should be cleaned routinely with concentrated tile cleaners with a neutral pH for safe regular use. These cleaners are better suited for removing grease, oils, and normal spills from unglazed products. Again, these products will vary depending on the application, amount of traffic and the use. The product chosen should also be compatible with the grout.

ILLINOIS

DOWNTOWN CHICAGO

345 N. Wells Suite 200
Chicago, IL 60654

ELK GROVE VILLAGE

1601 Estes Ave.
Elk Grove Village, IL 60007

IOWA

CLIVE

2001 NW 92nd Ct.
Clive, IA 50325

KANSAS

KANSAS CITY

5100 Kansas Avenue
Kansas City, KS 66106

WICHITA

2140 W. Harry Court
Wichita, KS 67213

MICHIGAN

FARMINGTON HILLS

24404 Indoplex Circle
Farmington Hills, MI 48335

GRAND RAPIDS

3440 Broadmoor S.E.
Grand Rapids, MI 49512

TROY

900 W. Maple Rd. Suite 100
Troy, MI 48084

LIVONIA CORPORATE HEADQUARTERS

28320 Plymouth Road
Livonia, Michigan 48150

MINNESOTA

PLYMOUTH

1820 Berkshire Ln.
North Plymouth, MN 55441

MISSOURI

SPRINGFIELD

2727 N. Lecompte Rd.
Springfield, MO 65803

ST. LOUIS

9215 Dielman Industrial Dr.
St. Louis, MO 63132

NEBRASKA

OMAHA

10501 I Street
Omaha, NE 68127

OHIO

BROOKLYN HEIGHTS

4749 Spring Rd.
Brooklyn Heights, OH 44131

WARRENSVILLE HEIGHTS

4670 Richmond Rd.
Warrensville Heights, OH 44128

OKLAHOMA

OKLAHOMA CITY

5600 SW 36th St. Suite C
Oklahoma City, OK 73179

TULSA

11915 East 51st St.
Tulsa, OK 74146

WISCONSIN

MENOMONEE FALLS

W135 N5511 Campbell Dr.
Menomonee Falls, WI 53051



VIRGINIATILE

Design that shapes living.

Good design is born of creativity and imagination, but as we build and renovate, update and expand, the materials we select will define the quality of the spaces we live in beyond what meets the eye.

virginiatile.com

