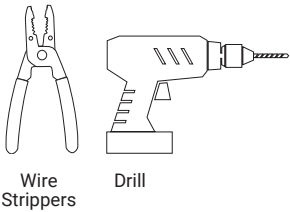


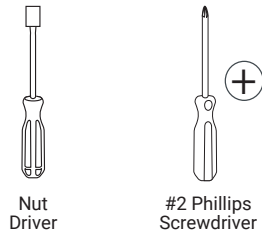
**NOTE**

- CAUTION: The Angle Power Strip (APS) must be installed by a licensed electrician in conformance with the current NEC® and local building/electrical codes.
- Power source MUST be a 20-amp branch circuit protected by a GFCI at the panel or GFCI prior to the connection at APS.
- If pre-wired wires from factory are cut, this will void the warranty and UL listing.
- Firmly insert plug straight into receptacle, applying equal pressure to both blades at the same time. **Gently** rock plug, if needed.

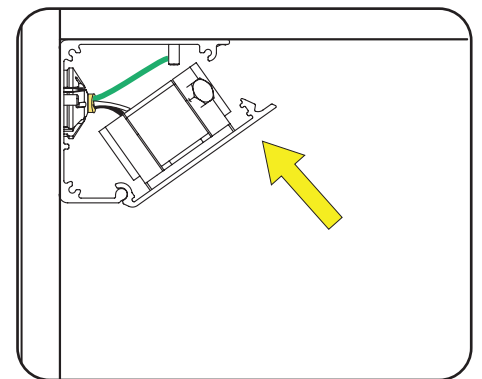
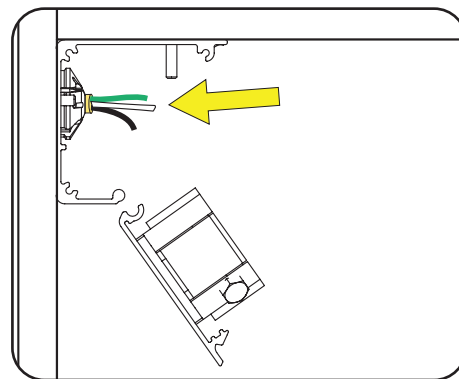
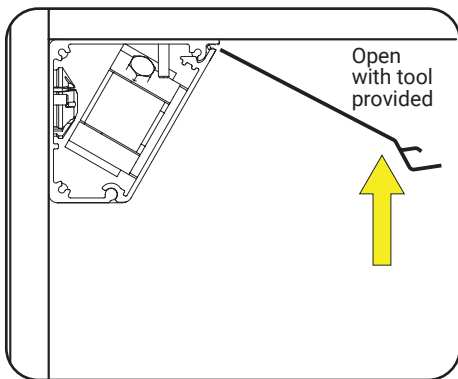
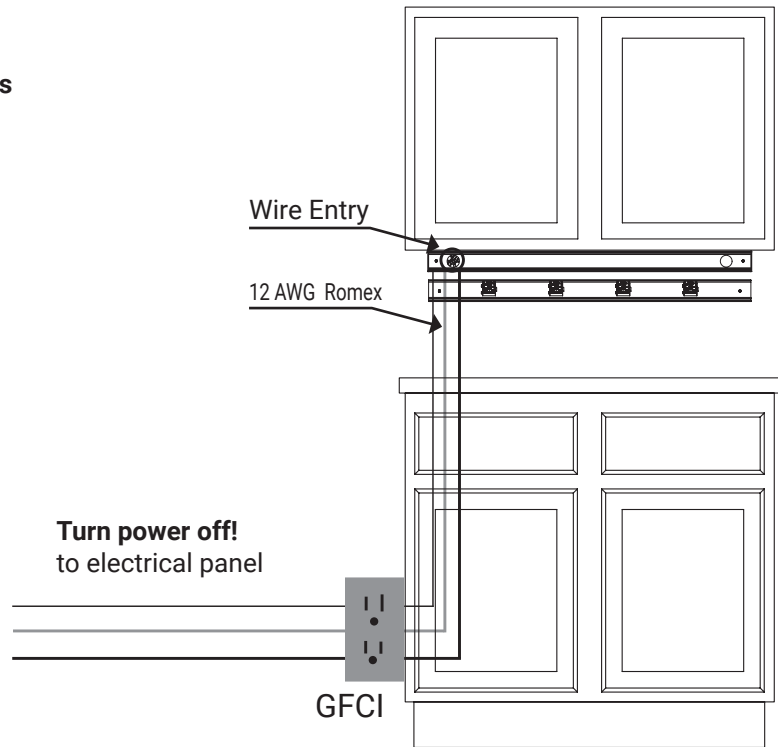
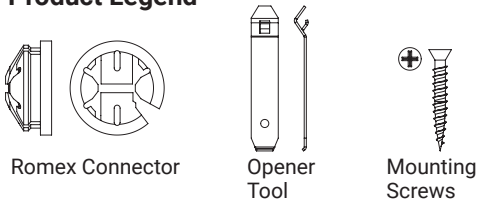
**Tools Needed**



**Optional Tools**



**Product Legend**



**1.** Turn power off at panel. Carefully open each fixture with tool (provided). Insert Romex push-in connector from the back frame. Pull wires into APS.

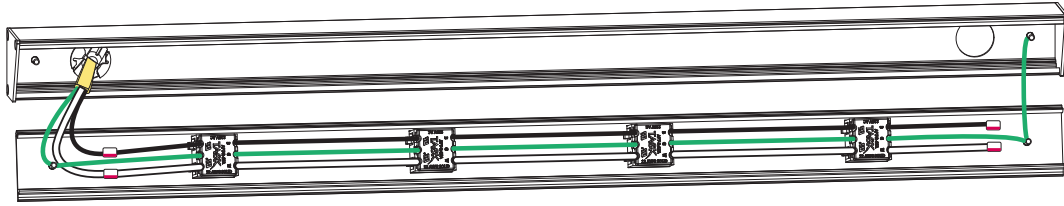
**2.** Secure APS to wall with screws into studs or use anchors provided. Strip wires and connect BLACK to BLACK, WHITE to WHITE. Ground all GREEN wires to grounding studs inside of back frame. When connecting two APS, run Romex from fixture to fixture. Ground each section to the next.

**3.** To terminate last APS, use wire nuts on ends of wires if needed. Snap cover in place and turn power on. Firmly insert plug straight into receptacle, applying equal pressure to both blades at the same time. Gently rock plug, if needed.

**APT Series**  
Wiring Diagram



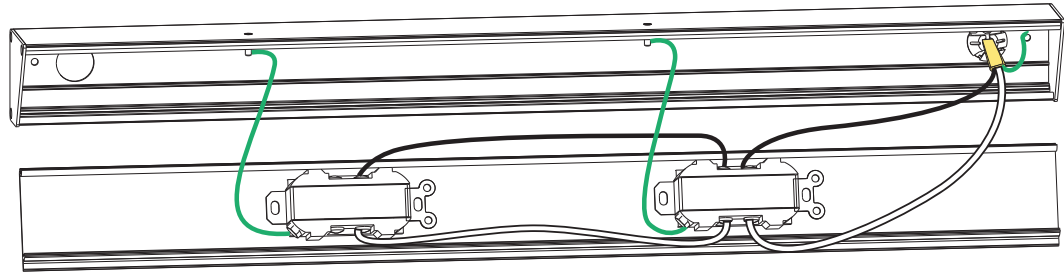
<https://delivr.com/28hrp>



**TR Series**  
Wiring Diagram



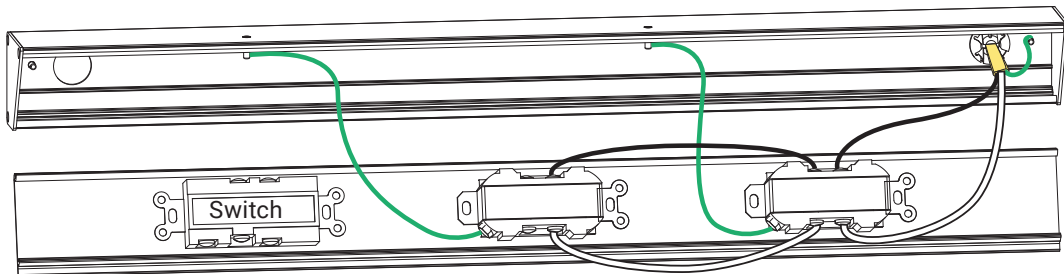
<https://delivr.com/2dswt>



**TRS Series**  
Wiring Diagram



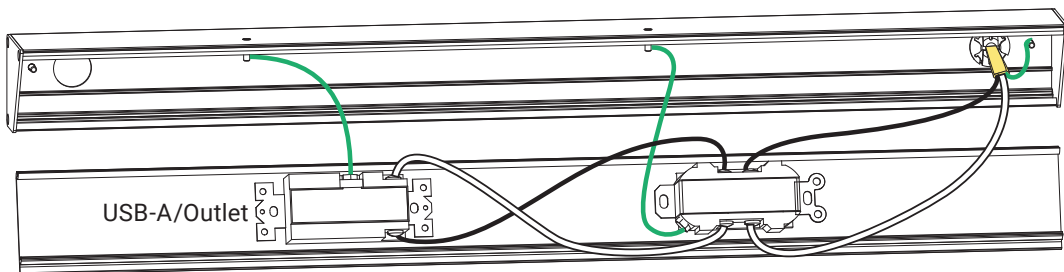
<https://delivr.com/27cnp>



**TR-USB Series**  
Wiring Diagram



<https://delivr.com/2q7zj>



Section 210.52(b) of the National Electric Code (NEC®) requires that two or more 20-ampere small appliance branch circuits be provided to serve the receptacle outlets in the kitchen, pantry, breakfast room, dining room or similar area of a dwelling. These receptacles can be provided using either NEMA style receptacles or multi-outlet assemblies such as the Task Lighting & Power Angle Power Strip (APS) fixtures (APT, TR, TR-USB, TRS Series).

In accordance with section 210.21(b)(1) of the NEC, if a single receptacle is installed on a branch circuit, it shall have an ampere rating of not less than that of the branch circuit. Section 210.21(b)(3) states that a branch circuit supplying two or more receptacles or outlets shall use receptacles that are rated in accordance with Table 210.21(b)(3). For a 20-ampere circuit, this table allows either a 15-ampere or 20-ampere receptacle to be used.

Circuit Ratings (Amperes)	Receptacle Rating (Amperes)
15	Not over 15
20	15 or 20
30	30
40	40 or 50
50	50

All Task Lighting & Power APS fixtures meet and comply with tamper resistant requirements of NEC article 406.11, multi-outlet assembly requirements of NEC article 380, and appliance rated receptacle outlet requirements of NEC article 210.52(b) and NEC article 210.21(b)(1).

All Task Lighting & Power APS fixtures are UL Listed (Multi-outlet Assemblies E257109).