









**MOTOR FINISH**

 Painted Brushed Nickel

**BLADE FINISHES**

Silver, Satin Black

-  Dimmable
-  Damp Rated
-  AC Motor
-  Integrated LED
-  Energy Efficient

**AIR PERFORMANCE**

|   |  |  |   |
|---|--|--|---|
| <b>AIRFLOW</b><br>Cubic Ft. Per Minute On High<br><br><b>4380</b> | <b>RPM</b><br>Revolutions Per Minute On High<br><br><b>142</b> | <b>POWER USAGE</b><br>Watts On High (Excludes Lights)<br><br><b>58</b> | <b>AIRFLOW EFFICIENCY</b><br>Cubic Ft. Per Minute Per Watt<br><br><b>76</b> |
|---|--|--|---|

**SPECIFICATIONS**

| Performance                |                          |                                    |                   |
|----------------------------|--------------------------|------------------------------------|-------------------|
| CFM (High)                 | 4380                     | Watts (High)                       | 58                |
| RPM (High)                 | 142                      | Airflow Efficiency CFM/W (High)    | 76                |
| Motor Specifications       |                          |                                    |                   |
| Motor Type                 | AC Induction             | Amps (High)                        | 0.49              |
| Motor Size                 | 153MM X 18MM             |                                    |                   |
| Mounting/Installation      |                          |                                    |                   |
| Interior/Exterior          | Exterior Product         | Direct Wire                        | Direct Wire       |
| Location Rating            | Damp                     | Wire Connectors                    | Wire Nuts         |
| Low Ceiling Adaptable      | Yes, Dual Mount Included | Lead Wire Length                   | 78 "              |
| Slope Ceiling Kit Included | No                       | Minimum Distance From Fan To Floor | 11.5 feet         |
| Max Stem Tilt              | 22 °                     | Wire Connectors                    | Wire Nuts         |
| Mounting Style             | Downrod                  | Weight                             | 19.1 LBS          |
| Downrod 1 - Dimensions     |                          |                                    |                   |
| Blade Sweep                | 52 "                     | Ceiling To Blade                   | 10.5 "            |
| Downrod Included           | Yes                      | Canopy Depth                       | 6.5 "             |
| Downrod 1                  | 1.00 x 4.5               | Canopy Height                      | 2.5 "             |
| Overall Height             | 15 "                     | Canopy Width                       | 6.5 "             |
| Downrod 2 - Dimensions     |                          |                                    |                   |
| Downrod 2                  | Dual Mount               | Overall Height                     | 11.5 "            |
| Ceiling To Blade           | 7 "                      |                                    |                   |
| Light Source               |                          |                                    |                   |
| Light Source               | LED Integrated           | Socket Type                        | Integrated LED    |
| Lamp Included              | Integrated               | Dimmable                           | Yes               |
| Lamp Type                  | Integrated               | Diffuser Description               | White Etched Opal |
| # Of Bulbs/LED Modules     | 1                        |                                    |                   |

Electrical

|               |       |                       |    |
|---------------|-------|-----------------------|----|
| Input Voltage | 120 V | Supply Wire (Degrees) | 90 |
|---------------|-------|-----------------------|----|

Certifications/Qualifications

|                    |     |
|--------------------|-----|
| Title 20 Compliant | Yes |
|--------------------|-----|

FIXTURE ATTRIBUTES

Blade Finish & Specs

|                   |             |                 |             |
|-------------------|-------------|-----------------|-------------|
| Number Of Blades  | 5           | Blade Material  | Wood Hybrid |
| Blades Reversible | Yes         | Blade Pitch     | 12 °        |
| Blade Finish 1    | Silver      | Blades Included | Yes         |
| Blade Finish 2    | Satin Black |                 |             |

Included Control

|                            |                         |                       |                         |
|----------------------------|-------------------------|-----------------------|-------------------------|
| Fan Primary Control System | Remote                  | # Of Speeds           | 3                       |
| Remote Included            | Yes                     | Limited/Full Function | Handheld Control System |
| Remote Type                | Handheld Control System |                       |                         |

Product/Ordering Information

|        |                        |     |              |
|--------|------------------------|-----|--------------|
| SKU    | 330163NI               | UPC | 783927009638 |
| Finish | Painted Brushed Nickel |     |              |

Housing

|                  |       |
|------------------|-------|
| Primary Material | Steel |
|------------------|-------|

Warranty

[kichler.com/warranty](http://kichler.com/warranty)

Compatible Accessories

AC Standard Limited Function Wall Control System (370146)

ALSO IN THIS FAMILY



330160BSS



330160MWH



330160OBB



330160SBK



330161BSS



330161MWH

You Can See All Products In This Family By Searching [Kichler.com](http://Kichler.com)