





X A HOWARD MILLER COMPANY

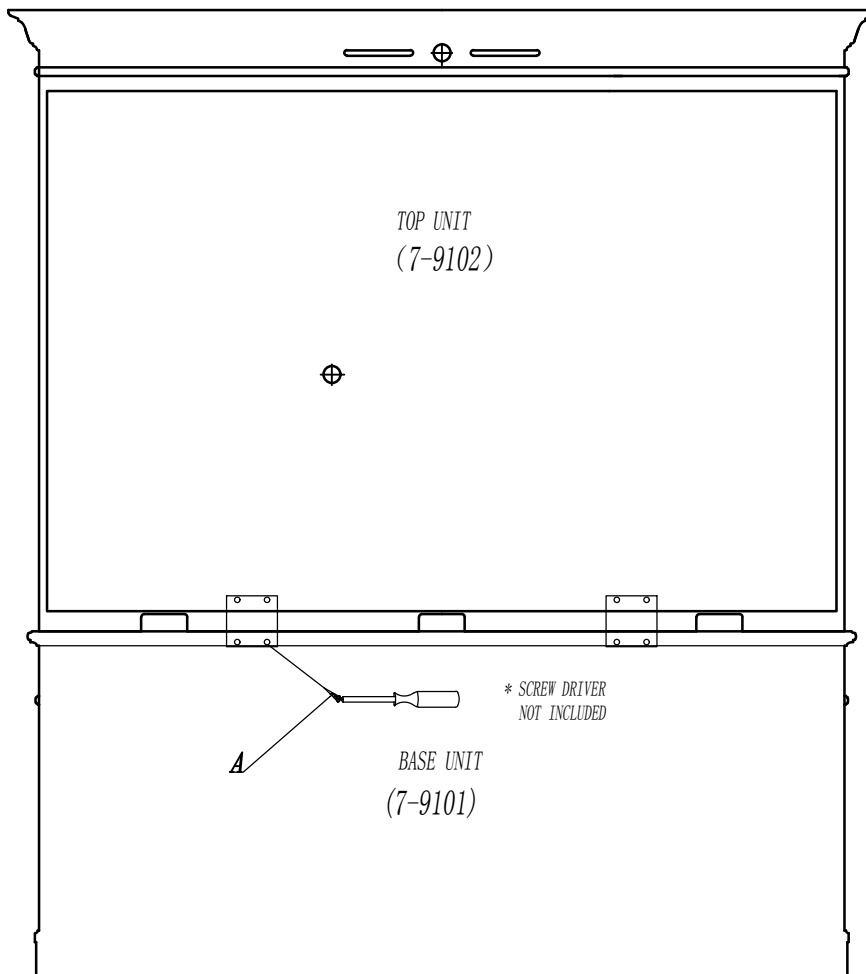
ASSEMBLY INSTRUCTIONS

7-9101 CREDENZA

7-9102 DECK

<i>NO.</i>	<i>Hardware List</i>	<i>Q'ty</i>
<i>A</i>	 <i>Mending Plate 80x60x2</i>	<i>2</i>
<i>B</i>	 <i>screw (6 x 5/8)</i>	<i>8</i>

Note: Tools required screw driver



*PLACE THE TOP ON THE BASE TOP, SECURE THE UNIT BY USING
THE SUPPLIED MENDING PLATE AND SCREWS ON THE BACK.*