


**Extra Large 3 Light Wall Mount
Z7934-TBWB**

W 13.13" H 29" E 15.13"
Backplate W 7" H 10.63"
60 Watt Candelabra
10.43" Clear Glass

WET RATED



**Small 1 Light Wall Mount
Z7904-TBWB**

W 7" H 17.25" E 9"
Backplate W 4.5" H 6.5"
60 Watt Medium Base
5" Clear Glass


WET RATED



**2 Light Pendant
Z6011-OBO**

W 9.5" H 18.3"
Canopy DIA 4.3"
3' Chain, 10' Cord
60 Watt Candelabra
7.63" Hammered Glass


DAMP RATED



**Small 1 Light Wall Mount
Z6004-OBO**

W 6.25" H 13.75" E 9"
Backplate W 5" H 7"
60 Watt Medium Base
5" Hammered Glass

WET RATED



**Medium 1 Light Wall Mount
Z7914-TBWB**

W 9.13" H 22.5" E 11.13"
Backplate W 7" H 10.63"
60 Watt Medium Base
6.43" Clear Glass


WET RATED



**Small 1 Light Wall Mount
Z6000-OBO**

W 8" H 19.3" E 10.88"
Backplate W 5" H 9.75"
60 Watt Medium Base
6.5" Hammered Glass


WET RATED



**2 Light Post Mount
Z7925-TBWB**

W 10.88" H 22.13"
60 Watt Candelabra
8.13" Clear Glass

WET RATED



**Large 2 Light Wall Mount
Z7924-TBWB**

W 10.88" H 25.75" E 13"
Backplate W 7" H 10.63"
60 Watt Candelabra
8.13" Clear Glass


WET RATED



**3 Light Post Mount
Z6025-OBO**

W 12" H 24.13"
60 Watt Candelabra
9.63" Hammered Glass

WET RATED



**Medium 2 Light Wall Mount
Z6010-OBO**

W 9.5" H 22.88" E 12.88"
Backplate W 6" H 11.75"
60 Watt Candelabra
7.6" Hammered Glass

WET RATED



**2 Light Flushmount
Z7937-TBWB**

W 16.13" H 7.25"
60 Watt Medium Base
13.8" Clear Glass

DAMP RATED



**2 Light Pendant
Z7921-TBWB**

W 10.88" H 23.13"
Canopy L 5.16" W 5.16"
3' Chain, 10' Cord
60 Watt Candelabra
8.13" Clear Glass


DAMP RATED



**2 Light Flushmount
Z6017-OBO**

W 14" H 8.9"
60 Watt Medium Base
12" Hammered Glass

DAMP RATED



**Large 3 Light Wall Mount
Z6020-OBO**

W 12" H 28.88" E 16.43"
Backplate W 7.38" H 15"
60 Watt Candelabra
9.63" Hammered Glass

WET RATED

FEATURES

- Clear Glass
- Superior UV Protection Against Fading – Finish Guaranteed for 5 Years
- Wall Lanterns & Post Mount are Wet Rated
Flushmount & Pendant are Damp Rated


FINISHES
























FEATURES

- Clear Hammered Glass
- Superior UV Protection Against Fading – Finish Guaranteed for 5 Years
- Wall Mounts & Post Mount are Wet Rated
Pendant & Flushmount are Damp Rated















FINISHES



FINISHES CONTINUED

		
OBO & OB Oiled Bronze	ORB Oil Rubbed Bronze	PAB Patina Aged Brass
		
PLN Polished Nickel	PN Painted Nickel	PRO & PR Peruvian Bronze
		
PW & PT Pewter	RB Rustic Black	RC Renaissance Crackle
		
RG Rustic Gold	RT Rust	SA Satin Aluminum
		
SB Satin Brass	SNG Sunset Gold	SS Stainless Steel
		
T & TI Titanium	TB Textured Black	TW Textured White
		
UO Unfinished Oak	VB Vintage Brass	W White

BLADE FINISHES

		
WAL & WN Walnut	WB Whiskey Barrel	WB Weathered Black
		
WP Weathered Pine	WW White Wash	
		
Aged Bronze	Aged Bronze Textured	Ash
		
Barnwood	Black & Orange	Black Walnut
		
Brushed Aluminum	Brushed Nickel	Brushed Polished Nickel