



bestchoiceproducts



INSTRUCTION MANUAL

Outdoor Nativity Set

! NOTICE

Please retain these instructions for future reference.

- Do not stand on or use any part of this item as a step ladder.
- Firmly secure all bolts, screws and knobs before use.
- Reconfirm that all bolts, screws, and knobs are secure every 90 days.
- If any parts are missing, broken, damaged, or worn, stop using this product until repairs are made and/or factory replacement parts are installed.
- Do not use this item in a way inconsistent with the manufacturer's instructions as this could void the product warranty.

TOOLS REQUIRED



PHILLIPS
SCREWDRIVER


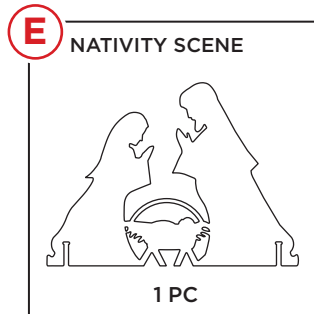
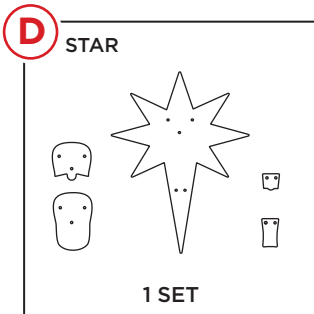
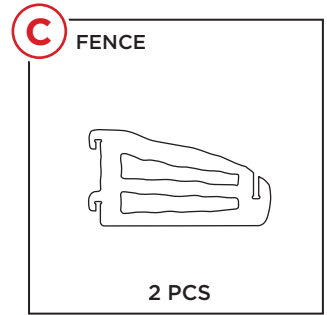
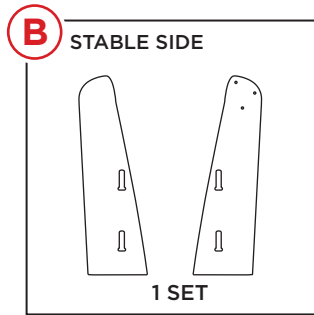
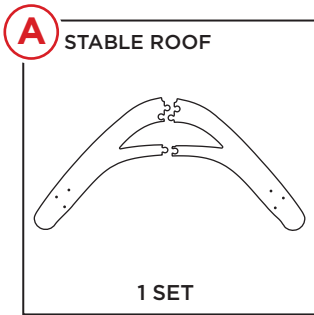


1 PERSON
ASSEMBLY



APPROXIMATELY
15 MIN.
ASSEMBLY


PARTS AND HARDWARE



PARTS AND HARDWARE

G

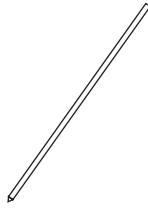
DONKEY



1 PC

H

LONG STAKE



2 PCS

I

SHORT STAKE



2 PCS

J

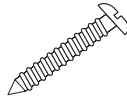
M4 x 20mm
SCREW



6 PCS

K

M4 x 35mm
SCREW



5 PCS

L

10mm
SCREW



4 PC

M

PLASTIC LOOP

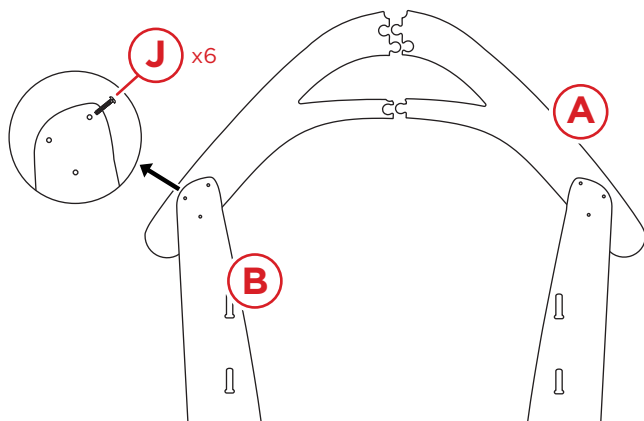


4 PC

PRODUCT ASSEMBLY

1

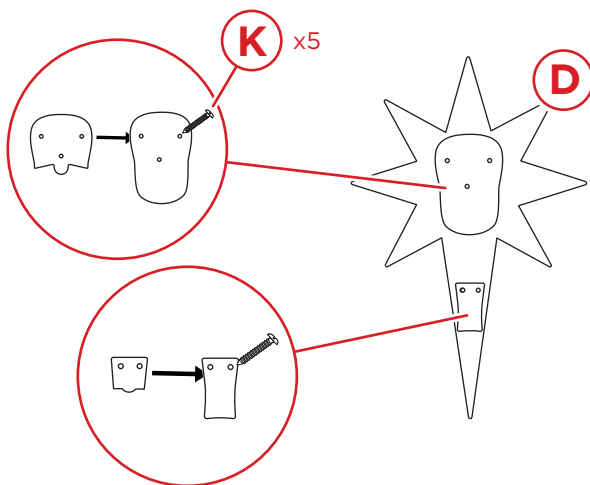
Assemble the part A stable roof and part B stable sides with six part J screws.



2

Assemble the part D star with five part K screws.

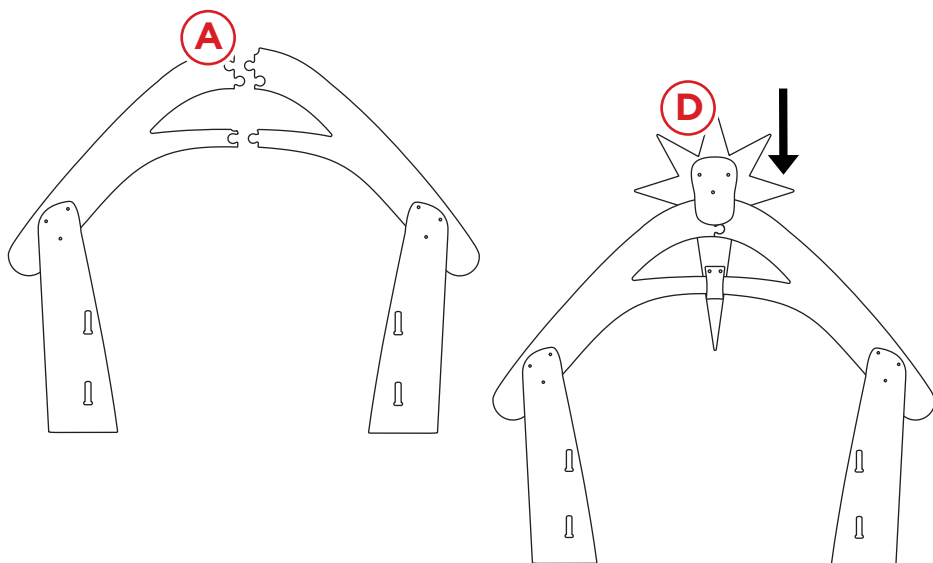
NOTE: Place small mount pieces BETWEEN large mount pieces and star, then secure with screws.



PRODUCT ASSEMBLY

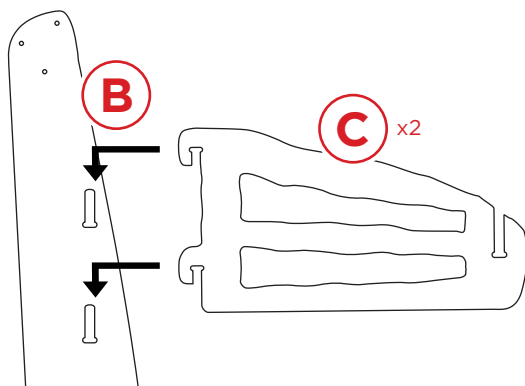
3

Join the halves of the stable together. Slide the star between the halves to secure the stable.



4

Slide two part C fence pieces onto the front of the stable.

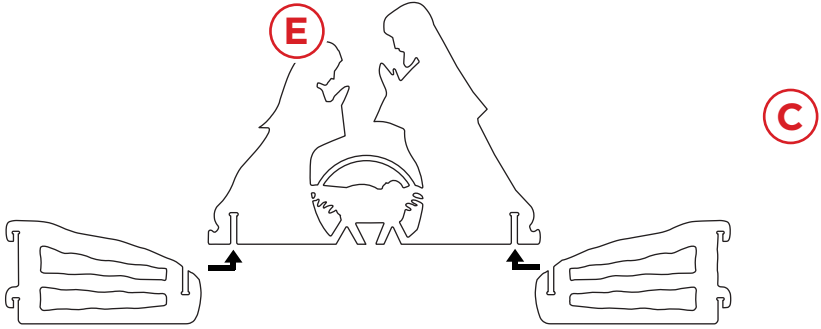


PRODUCT ASSEMBLY

5


Slide the part E nativity scene onto the other side of the fences.

NOTE: The fences are positioned at an angle.



6

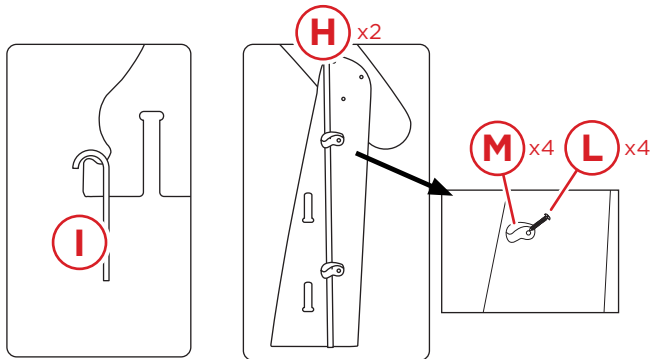
Push the part F sheep and part G donkey into the ground.



7

Attach four part M plastic loops to the front stable pieces with four part L screws.

Slide two part H long stakes through the loops and into the ground. Secure the nativity scene with two part I short stakes.



Earn points while you shop. Join today!

bestchoiceproducts
rewards\$

Join | Earn | Redeem

Give your friends 15% off their first order! For each successful referral you'll receive 100 points.

bestchoiceproducts.com



HELP CENTER



Question about your product? We're here to help. Visit us at:

help.bestchoiceproducts.com



Chat Support



Product Inquiry



Orders FAQ



Product Assembly



Returns & Refunds

PRODUCT WARRANTY INFORMATION

All items can be returned for any reason within 60 days of the receipt and will receive a full refund as long as the item is returned in its original product packaging and all accessories from its original shipment are included. All returned items will receive a full refund back to the original payment method. All returned items will not be charged a re-stocking fee.

All returned items require an RA (Return Authorization) number, which can only be provided by a Best Choice Products Customer Service Representative when the return request is submitted. Items received without an RA may not be accepted or may increase your return processing time. Once an item has been received by Best Choice Products, refunds or replacements will be processed within 5 business days.

All returns must be shipped back to the Best Choice Products Return Center at the customer's expense. If the reason for return is a result of an error by Best Choice Products then Best Choice Products will provide a pre-paid shipping label via email. Boxes for return shipping will not be provided by Best Choice Products, and is the customer's responsibility to either use the original shipping boxes or purchase new boxes.

Pictures may be required for some returns to ensure an item is not damaged prior to its return. Items returned are not considered undamaged until they are received by Best Choice Products and verified as such. All damages to items are the customer's responsibility until the item has been received by and acknowledge by Best Choice Products as undamaged.

WARNING

Manufacturer and seller expressly disclaim any and all liability for personal injury, property damage or loss, whether direct, indirect, or incidental, resulting from the incorrect attachment, improper use, inadequate maintenance, or neglect of this product.