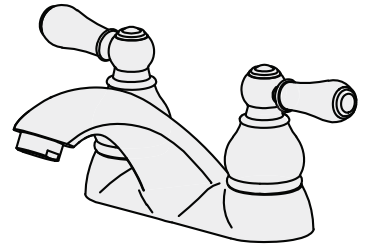





Location:



SLC-4712
Centerset Lavatory Faucet
Specification Submittal

Model Numbers	Feature Highlights
<input type="checkbox"/> SLC-4712-1.0 Centerset Lavatory Faucet with pop-up drain assembly	<ul style="list-style-type: none"> ▪ Two handle 4 inch centerset lavatory faucet with quarter turn ceramic components. ▪ Solid Brass Construction ▪ Lever handles with red & blue indicators. ▪ Pop-up drain with lift rod ▪ Aerator, 1.0 gpm flow rate (3.8 L/min) Optional aerator available in lower flow rates ▪ Polished chrome finish
Alternate Finish options	
<input type="checkbox"/> -STN Satin Nickel Finish <input type="checkbox"/> - Polished Chrome (standard finish) Append appropriate -suffix to model number.	
Warranty	Standards / Certifications
<p>Limited Lifetime - to the original end purchaser in consumer/residential installations. 10 Years - for commercial/industrial installations. Refer to www.symmons.com/warranty for complete warranty information.</p> 	<p>ASME A112.18.1/CSA B125.1 WaterSense 1.0 gpm (3.8 L/min)</p>  

Architectural/Engineering Specification

Symmons Allura_____ With Centerset LavatoryFaucet, two handle 4 inch centerset lavatory faucet with quarter turn ceramic components, Solid Brass Construction, Lever handles with red & blue indicators, Pop-up drain with lift rod, Aerator, 1.0 gpm flow rate (3.8 L/min) Optionalaerator available in lower flow rates, Polished chrome finish. 10 Year commercial Warranty. ASME A112.18.1/CSA B125.1, WaterSense 1.0 gpm (3.8 L/min) complaint. Available options include: "-STN - Satin nickel Finish".

Dimensions Allura Lavatory Faucet, SLC-4712

