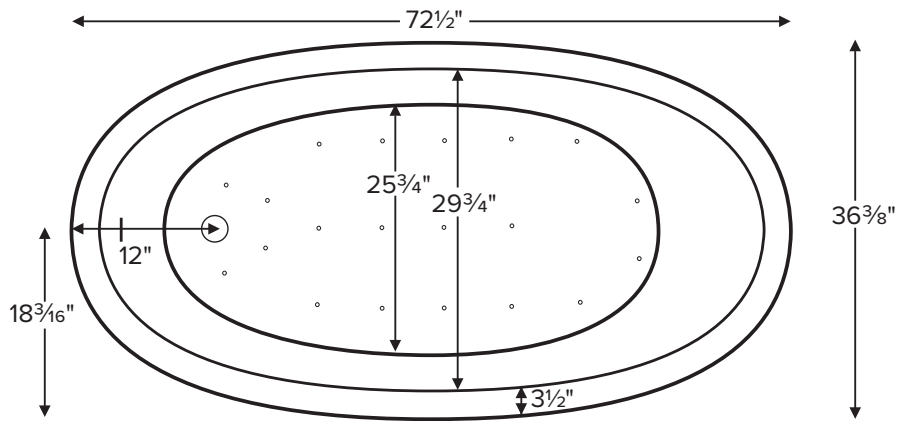


Olivia 2



|  |                              |                  |
|--|------------------------------|------------------|
| MODEL 180  |                              |                  |
| 72.5" x 36.375" x 24.75"   |                              |                  |
| FREESTANDING<br>98 gal to overflow   |                              |                  |
| <b>Acrylic CXL<sup>®</sup></b>   | <b>DoloMatte<sup>®</sup></b> |                  |
| 200 lbs / 91 kg  | <SOAKER>                     | 225 lbs / 102 kg |
| Filling this tub to the maximum may require an above average size or dedicated water heater. |                              |                  |

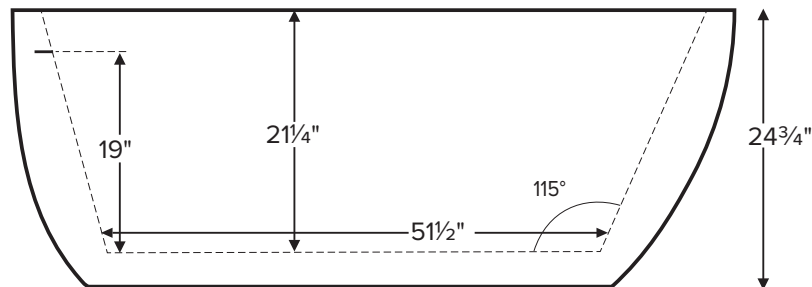
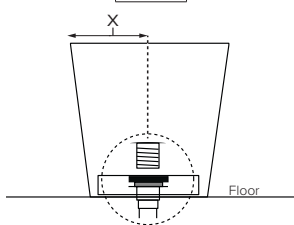


**IMPORTANT:**  
Must have access to the drain from underneath the tub for installation and servicing. Rough in directly under the tub drain.

Drain Rough-In Measurement



Requires use of a wall-mounted or freestanding tub filler.  
Shown with Air Massage Package.



**ELECTRICAL COMPONENTS & SPECIFICATIONS**

| Hydrotherapy Package | Components Included          | 110V GFCI |
|----------------------|------------------------------|-----------|
| Air Massage          | heated blower                | 1-15 amp  |
| Air Massage Elite    | heated blower, chromatherapy | 1-15 amp  |

Electrical requirements may change with the addition of optional therapy components.  
See specific option details or installation information.  
CSA Certified C/US; B45.5/IAPMO ANSI Z124.1 and ANSI 112.19.7

See the Installation & Operation Manual for more details.  
MTI's Customer Service: Monday-Friday 8am-6pm EST  
**800-783-8827** or [service@mtibaths.com](mailto:service@mtibaths.com)

**IMPORTANT ORDERING & INSTALLATION INFORMATION:**

- Before ordering or installing, please consider future access to equipment.
- No access panel. Tub features factory-installed overflow with toe tap drain.
- Air baths require job site preparations for remote mounting the blower and required check valve. Check valve must be installed higher than the rim of the tub.
- Hydrotherapy equipment may ship loose for remote installation depending on tub model. See package content on the following page for details.
- Radiance placed on floor locations will affect placement of air jets.
- Faucet valves cannot be installed on this tub model.
- All tubs are in accordance with CSA B45.5/IAPMO Z124 standard and compliant with ASTM C 1028-07 coefficient of friction. DoloMatte meets ANSI A1371/A326.3 coefficient of friction and AS HB198:2014 pendulum slip resistance testing.

- Before discarding tub packaging, check for accessories that may be packaged inside.
- All product measurements are ±1/2".
- Specifications and configurations are subject to change without notice.
- Measurements herein supersede all others published prior to publication date below.

For more information on options and accessories go to  
Acrylic CXL / DoloMatte Tub Options on [mtibaths.com](http://mtibaths.com)

## MTI Solutions Collection Tubs

- Airbath blower ships loose for remote installation on site.
- See the Installation & Operation Manual for more details.

**Olivia 2**  
MODEL 180  
72.5" x 36.375" x 24.75"

| Hydrotherapy Packages | Package Contents  | Acrylic CXL®  |                 | DoloMatte®      |                 |
|-----------------------|---|---------------|-----------------|-----------------|-----------------|
|                       |   | Part #        | MSRP            | Part #          | MSRP            |
| Soaker                | Soaking bath - no jets; includes a pre-leveled foam base and slotted integrated overflow and toe-tap drain kit in chrome.   | <b>S180</b>   | <b>\$12,200</b> | <b>S180DM</b>   | <b>\$12,980</b> |
| Air Massage           | 20 air jets, heated air blower, pre-leveled foam base and slotted integrated overflow and toe-tap drain kit in chrome. Blower and control boxes must be remote located.                                       | <b>AST180</b> | <b>\$15,755</b> | <b>AST180DM</b> | <b>\$16,530</b> |
| Air Massage Elite     | 30 air jets, heated air blower, Chromatherapy LED lighting, Spa Mode, pre-leveled foam base and slotted integrated overflow and toe-tap drain kit in chrome. Blower and control boxes must be remote located. | <b>AE180</b>  | <b>\$17,605</b> | <b>AE180DM</b>  | <b>\$18,380</b> |

### RECOMMENDED SENSORY THERAPIES

#### Chromatherapy

(LE) **\$880** underwater lighting  
2 LED lights included

#### Audiotherapy

(STEREOBT) **\$1,535** 2 transducers with bluetooth and amplifier  
(BTREMOTE) **\$660** bluetooth remote

(STEREOH202) **\$1,740** 4 transducers amplifier not included

#### Thermotherapy

(RAD100) **\$1,760** Radiance®  
2 heated zones included

### Options *Must be ordered at time of purchase*

**Standard Colors** White (CWH)

**Textured Bottom** (TXTBTM) Acrylic CXL® only **\$115**  
DoloMatte® exceeds ANSI A137.1/A326.3 and AS HB198 slip tests.

### Accessories

**Pillows** from **\$200**

**Teak Bath Mat** (TKMAT3018) **\$880**  
*Custom sizes also available. Contact MTI for details and pricing.*

**Teak Tub Tray**  
Slatted (TK-TRAY1) **\$540** Solid (TK-TRAY2) **\$615**

**Floor-Mounted High-Flow Tub Filler**  
Contemporary Brushed Nickel (FILLBN) **\$1,885**

**Faucet Stand** SculptureStone® Standard  
**Small** 3-hole capacity  
**14¼" w x 21¾" h**  
Matte (STAND) **\$780**

**Large** 5-hole capacity  
**22" w x 21¾" h**  
Matte (STANDL) **\$925**

### Drains & Overflow Kits *Must be ordered at time of purchase*

#### Integrated Overflow with Toe Tap

##### Slotted Overflow

PVC drain - Chrome (SLOTIOC) included

##### Finish Upcharge

White (SLOTIOWHU) **\$75**

Brushed Nickel (SLOTIOBNU) **\$75**

Polished Nickel (SLOTIOPNU) **\$115**

**Brass Tailpiece** (WIOBS) **\$95**

*May be ordered separately*

**Quick Connect Drain** - (WOQ) **\$510**