

# BLACK DIAMOND®

Project Name: \_\_\_\_\_

Location: \_\_\_\_\_

Item #: \_\_\_\_\_

Qty: \_\_\_\_\_

## Black Diamond Gas Range with Griddle Combo, 60,000 BTUs, 36"W, in Stainless Steel

**BDGR-3624G/NG**



Cook multiple types of food at once with the Black Diamond Gas Range with Griddle Combo. This versatile commercial kitchen appliance combines a range, griddle and oven in one unit. This commercial gas range with griddle and oven lets you cook a variety of foods efficiently and simultaneously. The unit is constructed of a durable stainless steel front with aluminized sides. It has two 12" x 12" 30,000 BTU top burners. Removable cast iron top grates allow you to easily slide heavy pots from one section to another and make cleaning easy.

### FEATURES AND CONSTRUCTION

- Combines a stovetop cooking range, griddle and oven letting you cook a variety of foods efficiently and simultaneously
- (2) 12" x 12" 30,000 BTU top burners
- Removable cast iron top grates making cleaning easy
- 24" griddle offers flexible cooking space
- Constructed of a stainless steel front with aluminized sides
- 1 standard oven base for baking, roasting and broiling
- Temperature range of 150° to 550°
- 3/4" thick griddle plate distributes heat evenly
- Burners have individual pilot lights and controls
- Oven has 2 adjustable racks
- Backriser with shelf provides extra storage for frequently used items, keeping them within easy reach while cooking
- Removable crumb tray catches food debris, grease and crumbs that fall during cooking, making cleaning easier

### 3RD PARTY APPROVALS



### WARRANTY (USA / CANADA)

One (1) Year Limited Warranty on Parts and Labor

Contact us for details at 1.877.368.2797



### INCLUDED COMPONENTS

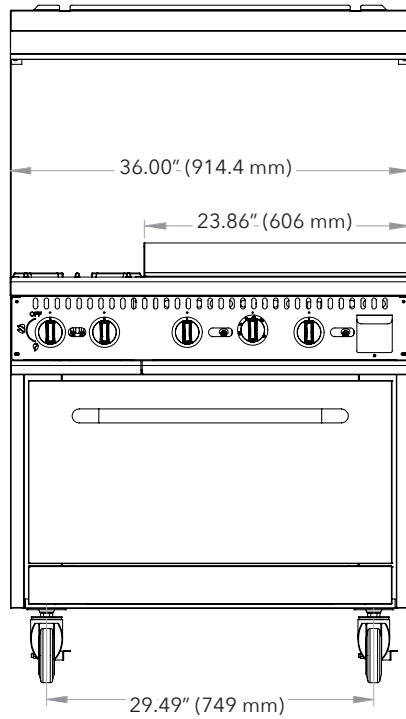
- (4) Casters
- (1) Relief Valve
- (10) Gas Conversion Orifices
- (19) Screws
- (2) Gas Conversion Pilot Orifice
- (1) Rear Backplate Assembly



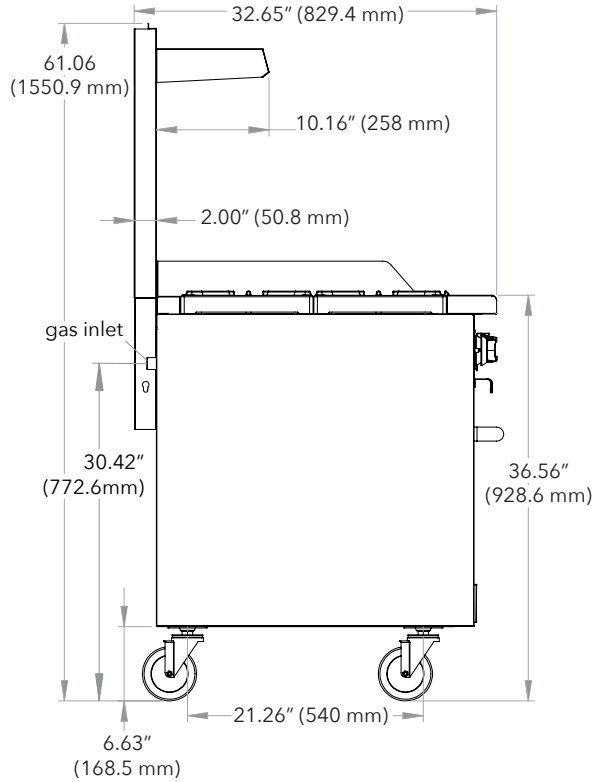
# Black Diamond 36" Gas Range with Griddle Combo, 60,000 BTUs, NG

BDGR-3624G/NG

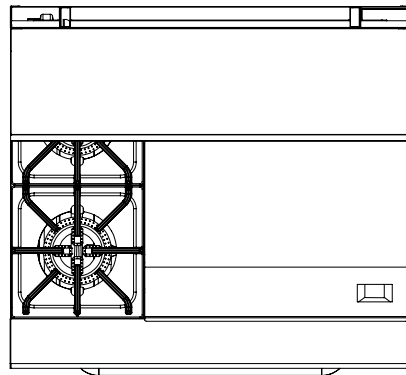
FRONT



SIDE



TOP



## Gas

Total BTU/hr	Number of Ovens	Cooking Area	Griddle Surface	Crumb Trays	Assembled Dimensions (in)	Item Weight (lbs)	Shipping Weight (lbs)
60000	1	36" Griddle: 24"	Stainless Steel	1	32.65" x 36.00" x 61.06"	430.0	509.4

## ADDITIONAL INFORMATION

- Electricity not needed.
- Liquid Propane (LP) or Natural Gas (NG) units available. Field convertible from LP to NG and vice versa.
- Minimum supply pressure is 4" W.C. for natural gas and 10" W.C. for propane.
- Gas powered appliances must always be indoors, under an approved exhaust system with grease removal filters and a fire protection system.

Due to periodic changes in designs, methods, procedures, policies and regulations, the specifications contained in this document are subject to change without notice. While we exercise good faith efforts to provide information that is accurate, we are not responsible for errors or omissions in information provided or conclusions reached as a result of using the specifications. By using the information provided, the user assumes all risks in connection with such use.