

# TIME 2.0

THROUGH BODY PORCELAIN FLOOR & WALL TILE



floridatile

# TIME 2.0

shown on front: **T22B1 24x24** White Natural

Utilizing a double loaded porcelain manufacturing process, Time 2.0 delivers a highly durable commercial grade through body floor and wall porcelain. Different from traditional marble veining or the "salt and pepper" double loaded looks, Time 2.0 is a contemporary evolution of what today's specifications require.

The beauty of the line comes from this simple play on color that on the surface seems simple, but is a complex balance of shade, tone, and texture. The extensive color palette consists of nine colors ranging from a Snow white to a deep Black. Each individual color is comprised of a solid body pigment that sets the overall tone of each tile. The smooth rich body is then decorated with slightly contrasting shades, created by individual granules of color that vary in dimension depth, thickness, and pattern. These granules create a unique tone-on-tone effect unlike any other tile in the market.

Featuring earthy neutral colors, Time 2.0 is destined to be a staple in any design library. Field tile is available in 3.75x12, 12x12, 12x24, and 24x24 formats, all with rectified edges. A natural finish is available in all sizes and the polished finish is optional on the 3.75x12 and the 12x24 formats. A 25 piece mesh-mounted mosaic with a natural finish is available in all color options. Rounding out the line is a trim package that includes a bullnose, cove base, and corner.

Time 2.0 is GREENGUARD® and Porcelain Tile Certified. It is suitable for residential and commercial wall, countertop, backsplash, and most floor applications.

below: **T26B1 24x24** Silver Natural




# SNOW

---



**T21B1 24x24**  
Natural




**T21B1 12x24**  
Natural  
**T2161 12x24**  
Polished (not shown)



**T21B1 12x12**  
Natural




**T21B1 3.75x12**  
Natural  
**T2161 3.75x12**  
Polished (not shown)



**T21B1/M12**  
25pc Mosaic  
Natural

# WHITE

---



**T22B1 24x24**  
Natural




**T22B1 12x24**  
Natural



**T22B1 12x12**  
Natural




**T22B1 3.75x12**  
Natural



**T22B1/M12**  
25pc Mosaic  
Natural

# CREAM

---



**T23B1 24x24**  
Natural




**T23B1 12x24**  
Natural  
**T2361 12x24**  
Polished (not shown)



**T23B1 12x12**  
Natural



**T23B1 3.75x12**  
Natural  
**T2361 3.75x12**  
Polished (not shown)




**T23B1/M12**  
25pc Mosaic  
Natural

note: M12 25pc mosaics are available in natural only

# BEIGE




**T24B1 24x24**  
Natural



**T24B1 12x24**  
Natural  
**T2461 12x24**  
Polished (not shown)



**T24B1 12x12**  
Natural




**T24B1 3.75x12**  
Natural  
**T2461 3.75x12**  
Polished (not shown)



**T24B1/M12**  
25pc Mosaic  
Natural

# DOVE



**T25B1 24x24**  
Natural



**T25B1 12x24**  
Natural



**T25B1 12x12**  
Natural




**T25B1 3.75x12**  
Natural




**T25B1/M12**  
25pc Mosaic  
Natural

# SILVER




**T26B1 24x24**  
Natural



**T26B1 12x24**  
Natural  
**T2661 12x24**  
Polished (not shown)



**T26B1 12x12**  
Natural



**T26B1 3.75x12**  
Natural  
**T2661 3.75x12**  
Polished (not shown)




**T26B1/M12**  
25pc Mosaic  
Natural


note: M12 25pc mosaics are available in natural only

# GREY

---



**T27B1 24x24**  
Natural




**T27B1 12x24**  
Natural



**T27B1 12x12**  
Natural



**T27B1 3.75x12**  
Natural



**T27B1/M12**  
25pc Mosaic  
Natural

# CARBON

---



**T28B1 24x24**  
Natural



**T28B1 12x24**  
Natural  
**T2861 12x24**  
Polished (not shown)



**T28B1 12x12**  
Natural



**T28B1 3.75x12**  
Natural  
**T2861 3.75x12**  
Polished (not shown)



**T28B1/M12**  
25pc Mosaic  
Natural

# BLACK

---



**T29B1 24x24**  
Natural




**T29B1 12x24**  
Natural  
**T2961 12x24**  
Polished (not shown)



**T29B1 12x12**  
Natural



**T29B1 3.75x12**  
Natural  
**T2961 3.75x12**  
Polished (not shown)



**T29B1/M12**  
25pc Mosaic  
Natural

note: M12 25pc mosaics are available in natural only

# TIME 2.0



Porcelain Technical Data Properties (Floor)	ASTM®	ANSI®	Results¹ Natural & Polished
<b>DCOF AcuTest®²</b>	A137.1	≥ 0.42	Pass³
<b>Surface Hardness</b>	Mohs Scale	N/A	7 Mohs
<b>Break Strength</b>	C-648	≥ 250 lbf.	≥ 510 lbf. avg.
<b>Water Absorption</b>	C-373	≤ 0.5%	≤ 0.5%⁴
<b>Intended Use⁵</b>	N/A	N/A	Residential Light Commercial Heavy Commercial

¹ Values are offered in good faith as being accurate and typical of normal production. Due to the natural variation of raw materials and manufacturing processes, the values of the purchased product for any particular installation may vary.

² ANSI® A137.1 standard, ceramic tiles selected for level interior spaces expected to be walked upon when wet must have a minimum wet DCOF AcuTest® value of 0.42.

³ Due to the acute texture of this surface, current testing devices provide inconsistent DCOF results.

⁴ Average production value.

⁵ Please visit [www.floridatile.com/intended-use](http://www.floridatile.com/intended-use) for further details.

Field Tile Nominal Size (in)¹	Metric (cm)	Pcs./Sq Ft²	Thickness³	Edge
<b>3.75x12</b>	9.5x30	3.25	10mm (p)* 10.5mm (n)*	Rectified
<b>12x12</b>	30x30	1	10.5mm (n)	Rectified
<b>12x24</b>	30x60	.5	10mm (p) 10.5mm (n)	Rectified
<b>24x24</b>	60x60	.25	10.5mm (n)	Rectified

¹ These values may vary from lot to lot.

² These values are based on actual sizes including the grout joint.

³ May not apply to textured surfaces or tiles with uneven back patterns such as mesh mounted mosaics.

\* (n) = Natural  
(p) = Polished

Trim	Shape	SKU	Nominal Size (in)	Metric (cm)
<b>Bullnose</b> (natural & polished)		P43C9	3x12	7.5x30
<b>Cove Base</b> (natural)		P36C9	6x12	15x30
<b>Cove Base Corner</b> (natural & polished*)		PB3169	6x1	15x3

\* Bullnose P43C9 not available in White, Dove & Grey polished

Color reproductions in this printed piece may vary from actual tile colors.  
Final selection should be made from actual tile samples.

Color, texture, and finish variations may occur due to the nature of the product.


## Typical Uses

Time 2.0 through body porcelain floor and wall tile is appropriate for residential and commercial wall, countertop, backsplash and most floor applications. Time 2.0 through body porcelain tile with a polished finish is appropriate for all residential and commercial wall, countertop, and backsplash applications.

Notice: Not all flooring products are suitable for wet areas, specialized applications, or commercial use. Please refer to the American National Standard Specifications for Ceramic Tile (ANSI® A137.1) for ceramic, stone, and glass installation for specific usage and installation information.

This Florida Tile product will contribute to USGBC LEED® points and the ANSI® approved NAHB® Green Building Points.

## Color Variation



### V1 Uniform Appearance

Differences among pieces from the same production run are minimal.