



BEST CHOICE
PRODUCTS



INSTRUCTION MANUAL

Foot Massager Platform

! NOTICE

Please retain these instructions for future reference.

- Please read the operation instructions before using this product.
- Do not allow children to operate this product. Keep out of reach of children.
- Close supervision is necessary when this product is used near children.
- For household, indoor use only.
- This product is not for use as a personal medical treatment/self-diagnosis device.
- This product will switch off automatically after 15 minutes.
- Make sure the voltage specifications on the power cord are compatible with your power outlet.
- Unplug this product if left unattended and before disassembly or cleaning.
- Consult a physician before use if you have, cancer, osteoporosis, high fever, impaired consciousness, diabetes, erythema, epilepsy, malignant tumors, active tuberculosis, severe cardiac dysfunction, bleeding disorders, possible pregnancy, or allergic constitution.
- Do not use this product in conjunction with the following electronic medical devices: Cardiac pacemakers, respiratory equipment, ECG scanners, and other implanted devices.
- This product is not intended for use by persons (including children) with reduced physical, sensory or mental capabilities, or lack of experience unless they have been given supervision or instruction concerning use of this product by a person responsible for their safety.
- If any parts are missing, broken, damaged, or worn, stop using this product until repairs are made and/or factory replacement parts are installed.
- Do not use this item in a way inconsistent with the manufacturer's instructions as this could void the product warranty.

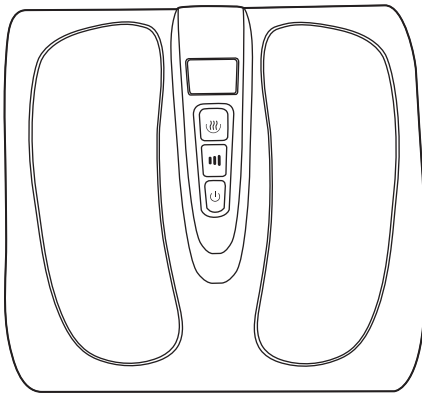
! WARNING

- Do not leave this product unattended when plugged in.
- Do not stand on or in massager; only use while seated.
- Keep this product out of direct sunlight and other sources of heat (stove, heater, etc.).
- Do not run power cord over sharp edges/corners or a hot surface.
- Be aware of heated surfaces as it may cause burns. Do not administer heat to insensitive skin areas or if you have poor circulation.
- Be aware of children or incapacitated persons when in the proximity of heated surfaces.
- Do not use this massage device in a poorly ventilated area, such as under covers, blankets, or pillows, as this can potentially cause a fire, overheating of the device, electric shock, or other injury.
- Do not operate this product with the air openings blocked. Keep air openings free of lint, hair, etc.
- Do not immerse this product in water or store in wet/humid areas.
- Do not spill water on the electrical components or connectors.
- Do not operate with wet hands.
- Do not use this product in an excessively humid or dusty environment.
- Do not use this product where aerosol spray products are being used or where oxygen is being administered.
- Do not use this product in a room whose temperature exceeds 104°F (40°C).
- Do not use this product if you are receiving medical treatment or feel unwell.
- Do not use this product an hour before or after eating.
- Do not use this product for longer than 30 minutes at a time.
- Do not use this product while inebriated or otherwise impaired.
- Do not use this product with wet feet or while sleeping.
- Do not use this product as a step stool.

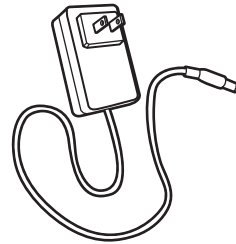
! WARNING

- Do not insert any object into any opening of this product.
- Do not drop as it may damage this product.
- Do not unplug this product by pulling on the power cord. Always grasp the plug firmly and pull straight out from the outlet.
- Do not pull or carry this product by the power cord.
- Do not use if the plug, power cord, or any components are damaged.
- This product uses a polarized plug (one blade wider than the other), so the plug must be oriented correctly to fit into the outlet. Do not modify the plug in any way.
- Do not use any accessory or attachment other than original accessories and attachments.
- Do not use if this product is malfunctioning or operating abnormally.
- To reduce the risk of electric shock, immediately turn off and unplug the product after operation and before cleaning.

INCLUDED



MESSAGER UNIT



ADAPTER

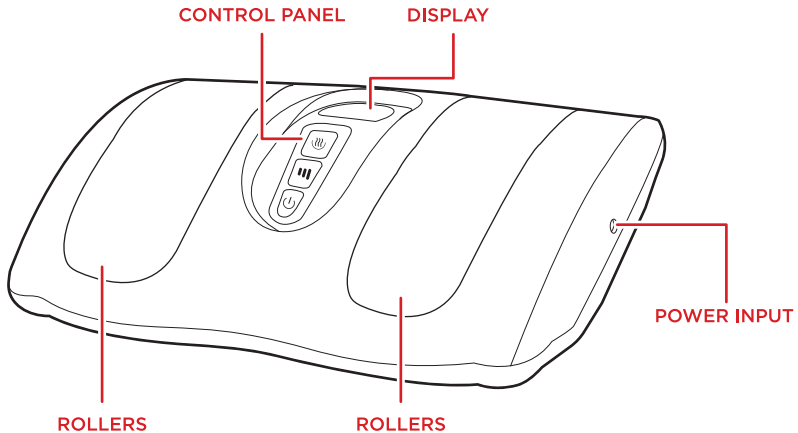
SPECIFICATIONS

VOLTAGE INPUT	VOLTAGE INPUT	POWER	RUN TIME
AC 100-240V/ 50-60HZ	12VDC/3000mA	50W (MAX)	15 MINUTES (AUTOMATIC)

CARE AND STORAGE

- Immediately unplug the product after operation and before cleaning.
- Do not use any abrasive or harsh chemicals to clean this product.
- Use a dry cloth when cleaning this product.
- Store this product in a dry, dust-free location. Do not store this product with the power cord uncoiled.
- Do not store this product in direct sunlight, near an open flame, or in intense heat.

DIAGRAM



CONTROL PANEL DIAGRAM



HEAT BUTTON

Press to turn the heating function on and off. Massage rollers turn red.

H0 = Off

H1 = Low Heat

H2 = High Heat



SPEED BUTTON

Press to cycle between three low, medium, or high.

L1 = Low

L2 = Medium

L3 = High



POWER BUTTON

Press to turn the product on or off.

1st Press = Turn on the massager, activate auto mode (F1).

2nd Press = Activate shiatsu mode clockwise (F2).

3rd Press = Turn on shiatsu mode counterclockwise (F3).

4th Press = Turn off the massager.

TROUBLESHOOTING GUIDE

ISSUE	SOLUTION(S)
Clattering and humming during operation.	This is a normal sound caused by the oscillation of the rollers.
The massage unit suddenly turns off	<ul style="list-style-type: none">• The unit has been in use for 15 minutes and automatically shut off.• Press the “power” button again to reactivate the unit.• The unit is disconnected from a power supply. Reconnect to resolve.
The massage unit fails to start.	<ul style="list-style-type: none">• Device may overheat after extended use, allow 15 minutes to cool. This may vary in warmer climates.• Check the wall socket is functioning.• Check if the adapter is plugged into the massage unit.



**BEST CHOICE
PRODUCTS**

Check out more great products:
bestchoiceproducts.com

Earn points while you shop. Join today!

bestchoiceproducts
rewards\$

Join | Earn | Redeem

Give your friends 15% off their first order! For each successful referral you'll receive 100 points.

bestchoiceproducts.com



HELP CENTER



Question about your product? We're here to help. Visit us at:

help.bestchoiceproducts.com



Product Assembly



Returns & Refunds

PRODUCT WARRANTY INFORMATION

All items can be returned for any reason within 60 days of the receipt and will receive a full refund as long as the item is returned in its original product packaging and all accessories from its original shipment are included. All returned items will receive a full refund back to the original payment method. All returned items will not be charged a re-stocking fee.

All returned items require an RA (Return Authorization) number, which can only be provided by a Best Choice Products Customer Service Representative when the return request is submitted. Items received without an RA may not be accepted or may increase your return processing time. Once an item has been received by Best Choice Products, refunds or replacements will be processed within 5 business days.

All returns must be shipped back to the Best Choice Products Return Center at the customer's expense. If the reason for return is a result of an error by Best Choice Products then Best Choice Products will provide a pre-paid shipping label via email. Boxes for return shipping will not be provided by Best Choice Products, and is the customer's responsibility to either use the original shipping boxes or purchase new boxes.

Pictures may be required for some returns to ensure an item is not damaged prior to its return. Items returned are not considered undamaged until they are received by Best Choice Products and verified as such. All damages to items are the customer's responsibility until the item has been received by and acknowledge by Best Choice Products as undamaged.

WARNING

Manufacturer and seller expressly disclaim any and all liability for personal injury, property damage or loss, whether direct, indirect, or incidental, resulting from the incorrect attachment, improper use, inadequate maintenance, unapproved modification, or neglect of this product.