

**SPECIFICATIONS**

**Certifications/Qualifications**

|                 |   |
|-----------------|---|
| Prop65          | Yes   |
| Location Rating | Dry<br><a href="http://kichler.com/warranty">kichler.com/warranty</a> |

**Dimensions**

|              |         |
|--------------|---------|
| Height       | 14.25"  |
| Weight       | 3.9 LBS |
| Canopy Width | 5"      |
| Canopy Depth | 0.75"   |

**Electrical**

|               |       |
|---------------|-------|
| Input Voltage | 120 V |
|---------------|-------|

**Light Source**

|                        |  |
|------------------------|--|
| Light Source           | Bulb   |
| Lamp Included          | Not Included   |
| # Of Bulbs/LED Modules | 4  |
| Max Or Nominal Watt    | 25 W   |
| Lamp Type              | B10  |
| Socket Type            | E12 (Candelabra)   |
| Dimmable               | Yes  |
| Dimmable Notes         | Dimmable when used with dimmer switch (sold separately); when using LED bulbs, see bulb manufacturer dimming specifications. |

**Mounting/Installation**

|                   |                  |
|-------------------|------------------|
| Interior/Exterior | Interior Product |
| Mounting Weight   | 3.9 LBS          |
| Lead Wire Length  | 72               |
| Wire Connectors   | Wire Nuts        |

**FIXTURE ATTRIBUTES**




**Housing/Glass**

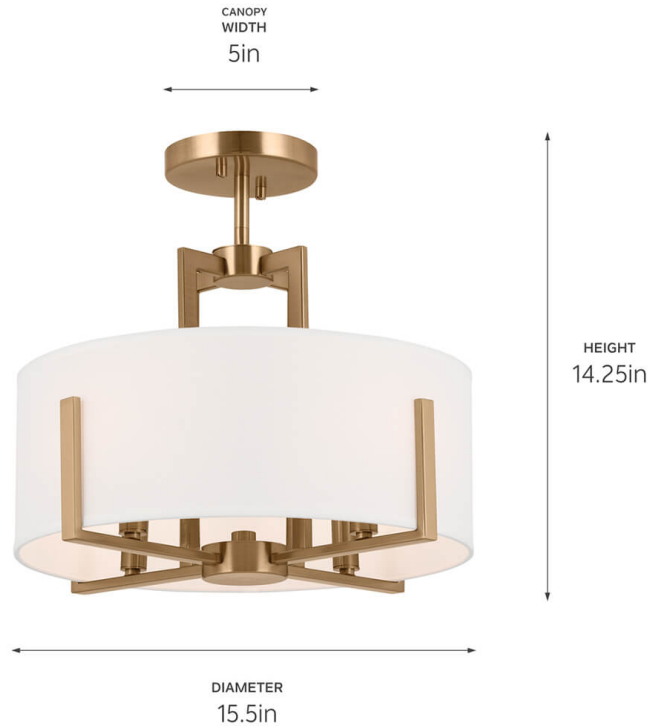
|                   |                   |
|-------------------|-------------------|
| Primary Material  | Steel             |
| Shade Included    | Yes               |
| Shade Description | Fabric Drum Shade |
| Shade Dimensions  | 14.75 DIA x 6 H   |

**Product/Ordering Information**

|        |                   |
|--------|-------------------|
| Sku    | 52591CPZ          |
| Finish | Champagne Bronze™ |
| UPC    | 783927027618      |

**Finishes**

-  Black
-  Champagne Bronze™
-  Classic Pewter



**ALSO IN THIS FAMILY**

