

Guided Math: Unit 1, Lesson 3

Essential Question

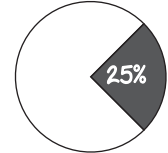
How do we read, write, and count numbers up to 5?

Lesson Objective

Count a set of objects and demonstrate that the last number said tells the number of objects in the set.

Whole Group

Gather students at the rug. Place the Forest Friends Scene under the document camera and ask students to tell you about what they see. Ask students to name the different animals. Count and touch the animals together. Next, hold up the Forest Friends Five Frames with different numbers of forest friends on them and count them together.



Lesson Discussion Questions

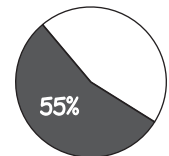
Tell me what you see in this picture. What do we call this place with trees and animals? What are the names of the animals? Let's pick one animal to count. Which do you want to count? Can you show me that many on your hand? Show your partner how many ____ we counted.

Materials

- Forest Friends Scene
- Forest Friends Five Frames
- Forest Friends 1–5 blackline master
- Owl Number Writing blackline master

Small-Group Lesson

For guided practice, students will count the number of forest friends in the Forest Scene and color a box for each type of animal on their Forest Friends 1–5 blackline master. When this is finished, we will begin working on number formation using the Owl Number Writing blackline master. For the number one, the owl starts up high in the tree, and flies straight down to the ground. First, practice with fingers on the paper, then pencil to paper.



Remediate

Take your hand and place it over the student's hand. As they point and count, you guide their hand to correctly point and count. Slowly and together, you practice one-to-one correspondence. When completing work, students work right next to you for maximum support.


On Level

Model how to count and color the boxes and then allow students to work as you monitor and assist. Model number writing and then monitor and assist.

Enrich

Model, monitor, and assist.

Name _____



Forest Friends 1-5

Count the forest animals in the forest. Color to show how many.



--	--	--	--	--




--	--	--	--	--



--	--	--	--	--



--	--	--	--	--



--	--	--	--	--