

Features

- Stationary spout
- 10-7/16" (265 mm) spout reach
- 1.2 gpm (4.5 lpm) maximum flow rate at 60 psi (4.14 bar)
- Drain sold separately
- Coordinates with other products in the Components collection

Material

- Brass
- KOHLER® finishes resist corrosion and tarnishing

Required Products/Accessories

- K-77980-4 Wall-mount bathroom sink faucet handle
- or
- K-77980-4A Wall-mount bathroom sink faucet handle
- or
- K-T77981-4 Wall-mount bathroom sink faucet Lever handle trim
- or
- K-T77981-8 Wall-mount bathroom sink faucet Oyl handle trim
- or
- K-T77981-9 Wall-mount bathroom sink faucet Industrial handle trim

Recommended Products/Accessories

- K-23726 Drain treatment
- K-23723 Faucet cleaner
- K-78372 18" Towel Bar
- K-78373 24" Towel Bar
- K-78375 24" Double Towel Bar
- K-78377 Hand Towel Arm
- K-78378 Robe Hook
- K-78379 Double Towel Arm
- K-78382 Pivoting toilet paper holder
- K-78383 Vertical toilet paper holder
- K-78384 Covered double toilet paper holder

Optional Products/Accessories

- K-7107 Decorative Drain
- K-7108 Decorative Drain
- K-7114 Pop-Up Drain
- K-7127 Drain
- K-7129 Drain
- K-33151 Clicker drain without overflow



Codes/Standards






- ASME A112.18.1/CSA B125.1
- NSF/ANSI/CAN 61
- NSF/ANSI/CAN 372
- All applicable US Federal and State material regulations
- DOE - Energy Policy Act 1992
- EPA WaterSense®
- California Energy Commission (CEC)
- ADA
- ICC/ANSI A117.1
- CSA B651
- OBC
- IAPMO Certification

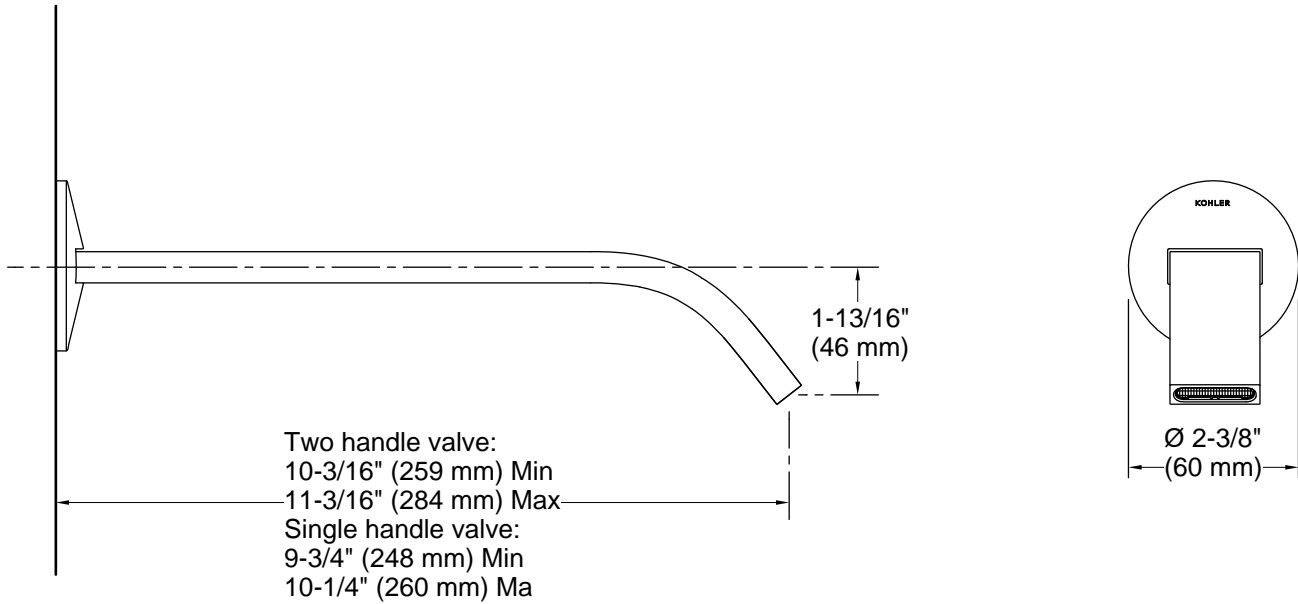
KOHLER® Faucet Lifetime Limited Warranty

See website for detailed warranty information.

Available Colors/Finishes

Color tiles intended for reference only.

Color	Code	Description
	CP	Polished Chrome
	SN	Vibrant® Polished Nickel
	AF	Vibrant® French Gold
	BN	Vibrant® Brushed Nickel
	BV	Vibrant® Brushed Bronze



Technical Information

All product dimensions are nominal.

Faucet:

Flow rate: 1.2 gal/min (4.5 l/min)

Drain included: No

Spout:

Spout reach: 10-7/16" (265 mm)

Handshower:

Rated maximum flow: 0 gal/min (0 l/min)

Notes

Install this product according to the installation instructions.

ADA, OBC, CSA B651 compliant when installed to the specific requirements of these regulations.