






# HEKMAN®

A HOWARD MILLER COMPANY

## 23504 ROUND LAMP TABLE

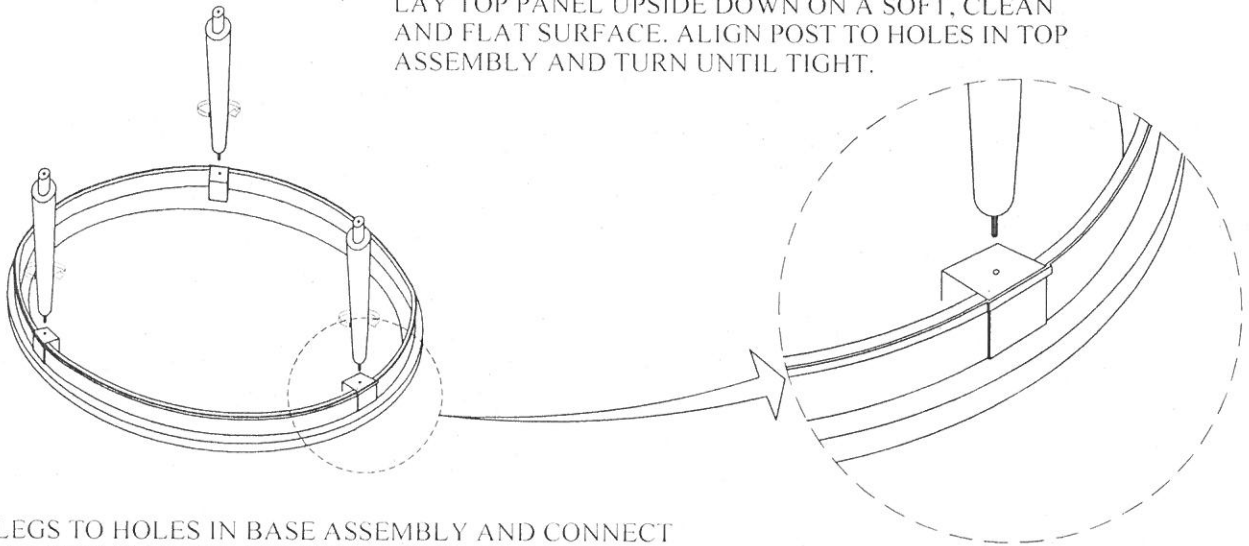
### Hardware List

A	B	C	E	
ALLEN BOLT M6 X 100 (3 PCS.)	FLAT W. M6 3 PCS.	SPRING W. M6 3 PCS.	ALLEN KEY 65 FOR ALLEN BOLT 1 PC.	
				

### Assembly Instruction

#### STEP 1.

LAY TOP PANEL UPSIDE DOWN ON A SOFT, CLEAN AND FLAT SURFACE. ALIGN POST TO HOLES IN TOP ASSEMBLY AND TURN UNTIL TIGHT.



#### STEP 2.

ALIGN LEGS TO HOLES IN BASE ASSEMBLY AND CONNECT USING FLAT WASHER (B), SPRING WASHER (C), ALLEN BOLT (A) AND ALLEN KEY (D) PROVIDED.

