

SPECIFICATIONS

Certifications/Qualifications

ADA Compliant	No
Prop65	No
DarkSky Approved	No
Location Rating	Damp
	kichler.com/warranty

Dimensions

Height	10.25"
Width	14.25"
Height From Center Of Wall Opening (Spec Sheet)	4.5"
Depth	6.5"
Weight	2.8 LBS
Canopy Height	5.5"
Canopy Depth	1"

Electrical

Input Voltage	120 V
---------------	-------

Light Source

Light Source	Bulb
Lamp Included	Not Included
# Of Bulbs/LED Modules	2
Max Or Nominal Watt	100 W
Lamp Type	A19
Socket Type	E26 (Medium)
Dimmable	Yes

Mounting/Installation

Interior/Exterior	Interior Product
Mounting Weight	1.7 LBS
Install Glass Up Or Down	Both
Modular	No
Lead Wire Length	6

FIXTURE ATTRIBUTES




Housing/Glass

Primary Material	Steel
Shade Included	No
Shade Dimensions	4.75 DIA X 5.50

Product/Ordering Information

Sku	45391NI
Finish	Brushed Nickel
UPC	783927602938

Finishes

-  Black
-  Brushed Nickel
-  Classic Bronze



ALSO IN THIS FAMILY



45390BK



45390CLZ



45390NI



45392BK



45392CH



45392CLZ