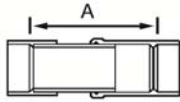


TEST CAP, PIPE

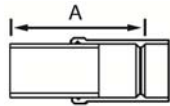
Part Number	Size	A
D132-015	1½	1/16
D132-020	2	1/16
D132-030	3	1/16
D132-040	4	1/8



EXPANSION JOINT

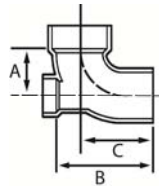
Part Number	Size	A
D133-015*	1½	5 5/8
D133-020*	2	6 1/4
D133-030*	3	6 15/16
D133-040*	4	8 1/16

Install in neutral position. Fitting has 1" inch travel in each direction



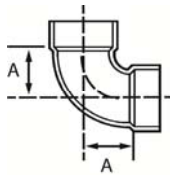
EXPANSION JOINT

Part Number	Size	A
D134-015	1½	4 7/16
D134-020	2	5 1/8
D134-030	3	5 5/8
D134-040	4	6 13/16



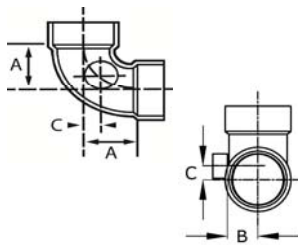
1/4 BEND, STREET w/LOW HEEL INLET

Part Number	Size	A	B	C
D293-338	3 x 2	3	5 13/16	4 3/8



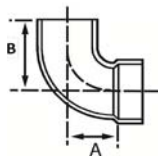
1/4 BEND

Part Number	Size	A
D300-012	1¼	1 1/2
D300-015	1½	1 3/4
D300-020	2	2 5/16
D300-030	3	3 1/16
D300-040	4	3 15/16
D300-060	6	5 1/2
D300-080	8	6 1/16
D300-100	10	11
D300-120	12	12 1/4



1/4 BEND, w/SIDE INLET

Part Number	Size	A	B	C
D301-337	3 x 1½	3 1/16	1 11/16	1
D301-338	3 x 2	3 1/16	1 11/16	1



1/4 BEND, STREET

Part Number	Size	A	B
D302-012	1¼	1 9/16	2 1/4
D302-015	1½	1 3/16	2 1/8
D302-020	2	2	2 1/2
D302-030	3	3 1/16	4 5/8
D302-040	4	3 7/8	5 11/16
D302-060	6	5 5/8	8 7/8
D302-080	8	6 1/16	10 1/16