

COMMERCIAL

SURFACES

INSIDE

INSPIRATION



VITL


STANLEY

INSPIRATION

INSIDE

COMMERCIAL

SURFACES



Whether you're looking
for tiles for your home or
business, Stanley is the
perfect option for you.

STANLEY



VITL | Stanley Smoke 24" x 24" Rectified

Colors



STANLEY White Rectified
VTL SNWH



STANLEY Smoke Rectified
VTL SNSM



STANLEY Beige Rectified
VTL SNBE



STANLEY Charcoal Rectified
VTL SNCH

STANLEY

Story has always been important to us. It is what has driven us from the very beginning and it is what continues to inspire us today. Our story begins with porcelain tiles, surfaces that are both technically excellent and beautifully satisfying to the eye. Stanley is a testament to our commitment to creating products that are both functional and aesthetic.

The Stanley collection from VITL is a porcelain tile in which the world of reclaimed stone and of worn concrete combine in perfect harmony to offer a contemporary flavour. The encounter between the maturity of the stone and the industrial nature of concrete is visible on the surface in the form of refined colour schemes, which give the product a warm, modern flavour. The textural appeal and exclusivity of this material is ideal for enhancing any interior surface, with a unique, extremely striking high-end effect.

VITL



VITL | Stanley Charcoal 24" x 24" Rectified

STANLEY



V2 Slight
Variation



Recommend an
offset pattern
 $\leq 33\%$



Water
Absorption:
 $\leq 0.1\%$



DCOF >0.42



Frost Resistant

White



Shapes & Sizes



24" x 24" Rectified Matte 8.5mm



12" x 24" Rectified Matte 9mm

Trim



3" x 24" Bullnose
Rectified



LEED
Certified



Made in Italy



Import

Beige



Shapes & Sizes



24" x 24" Rectified Matte 8.5mm



12" x 24" Rectified Matte 9mm

Trim



3" x 24" Bullnose
Rectified

STANLEY



V2 Slight
Variation



Recommend an
offset pattern
 $\leq 33\%$



Water
Absorption:
 $\leq 0.1\%$



DCOF > 0.42



Frost Resistant

Smoke



Shapes & Sizes



24" x 24" Rectified Matte 8.5mm



12" x 24" Rectified Matte 9mm

Trim



3" x 24" Bullnose
Rectified



LEED
Certified



Made in Italy



Import


Charcoal



Shapes & Sizes



24" x 24" Rectified Matte 8.5mm



12" x 24" Rectified Matte 9mm

Trim



3" x 24" Bullnose
Rectified

STANLEY



V2 Slight
Variation



Recommend an
offset pattern
 $\leq 33\%$



Water
Absorption:
 $\leq 0.1\%$



DCOF >0.42



Frost Resistant



VITL | Stanley White 24" x 24" Matte Rectified



LEED
Certified




Made in Italy



Import

SIZES

24" x 24" Rectified Matte 8.5mm



VTL SNWH - White
VTL SNBE - Beige
VTL SNSM - Smoke
VTL SNCH - Charcoal

12" x 24" Rectified
Matte 8.5mm



VTL SNWH - White
VTL SNBE - Beige
VTL SNSM - Smoke
VTL SNCH - Charcoal

TRIM

3" x 24" Bullnose Rectified



VTL SNWH - White
VTL SNBE - Beige
VTL SNSM - Smoke
VTL SNCH - Charcoal

DECORATIVE, MOSAICS & TRIM

SIZE	THICKNESS	FINISH
3" x 24" Bullnose		Matte

Product Characteristics

Breaking Strength (ASTM C648 or ISO 10545-4)	≥ 1300 N
Chemical Resistance (ASTM C650 or ISO 10545-13)	Resistant
DCOF	>0.42
Deep Scratch Resistance - Unglazed (ISO 10545-6)	≤ 145 mm3
Frost Resistance (ASTM C1026 or ISO 10545-12)	Resistant
Mohs Hardness - EN101	Not Applicable
Water Absorption (ASTM C373 or ISO 10545-3)	≤0.1%
Certifications	LEED
Country of Origin	Italy
Shade Variation Code	V2

Material

Porcelain

PORCELAIN CARE & MAINTENANCE

INITIAL CLEANING

Proper cleaning after installation is essential for future maintenance. Remove excess grout using clean water and a sponge. If grout leaves behind a white haze, it can be wiped off using a clean cloth after grout has cured. Stubborn residue may require the use of a grout haze remover solution or neutral detergent. Thoroughly rinse the area with clean water and dry with a clean towel or wet vacuum.

ROUTINE MAINTENANCE

Immediately wipe up any spills and clean the area using a damp cloth or sponge. Remove loose soil using a broom or vacuum. To remove stubborn surface debris, use a scraper or putty knife. Wipe the area with a PH-neutral and soapless cleaner. Rinse with clear water and wipe dry to prevent residue. Do not use cleaning wax, oil-based cleaners, ammonia, sealants, or products containing acid or bleach for routine maintenance. Avoid using abrasive cleaning products such as steel wool.

WHEN IT MUST BE GREAT.

WHEN IT MUST BE READY.

WHEN IT MUST BE EXTRAORDINARY.

WHEN IT MATTERS MOST.

VITL

Start your journey

Request samples.

www.vitlsurfaces.com
samples@vitlsurfaces.com

