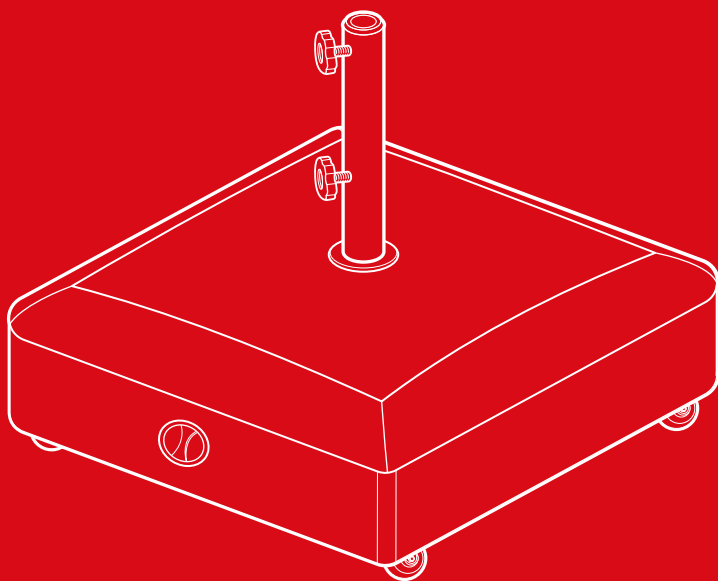




bestchoiceproducts



# INSTRUCTION MANUAL

---

Fillable Umbrella Base  
with Wheels



This product contains parts  
and equipment pre-attached  
to their essential hardware.

Please follow the  
instructions and remove the  
hardware as indicated for a  
safe assembly.

[bestchoiceproducts.com](http://bestchoiceproducts.com)

## ! NOTICE

Please retain these instructions for future reference.

- Umbrella is not included.
- Be careful when handling umbrella base stand as it is heavy.
- If any parts are missing, broken, damaged, or worn, stop using this product until repairs are made and/or factory replacement parts are installed.
- This product contains small parts for assembly. Keep small children and pets away during assembly.
- Do not use this item in a way inconsistent with the manufacturer's instructions as this could void the product warranty.

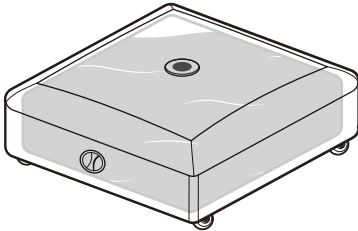
## ! WARNING

- Item is heavy; be careful not to accidentally place on feet when moving the base.

## CALIFORNIA PROPOSITION 65

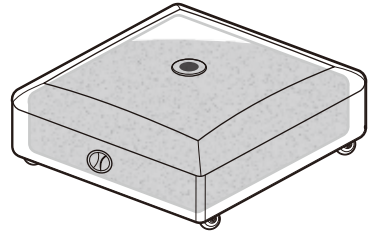
**! WARNING:** This product can expose you to chemicals including Lead, which is known to the State of California to cause cancer and birth defects or other reproductive harm. For more information go to [www.P65Warnings.ca.gov](http://www.P65Warnings.ca.gov)

## MAX FILL CAPACITY



37 LITERS WATER

OR



123 LBS. SAND

## TOOLS REQUIRED

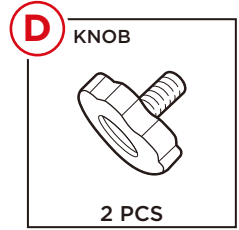
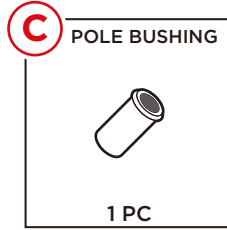
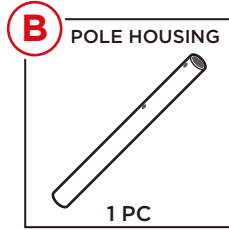
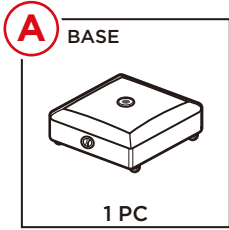


1 PERSON  
ASSEMBLY



UP TO 15 MIN.  
ASSEMBLY

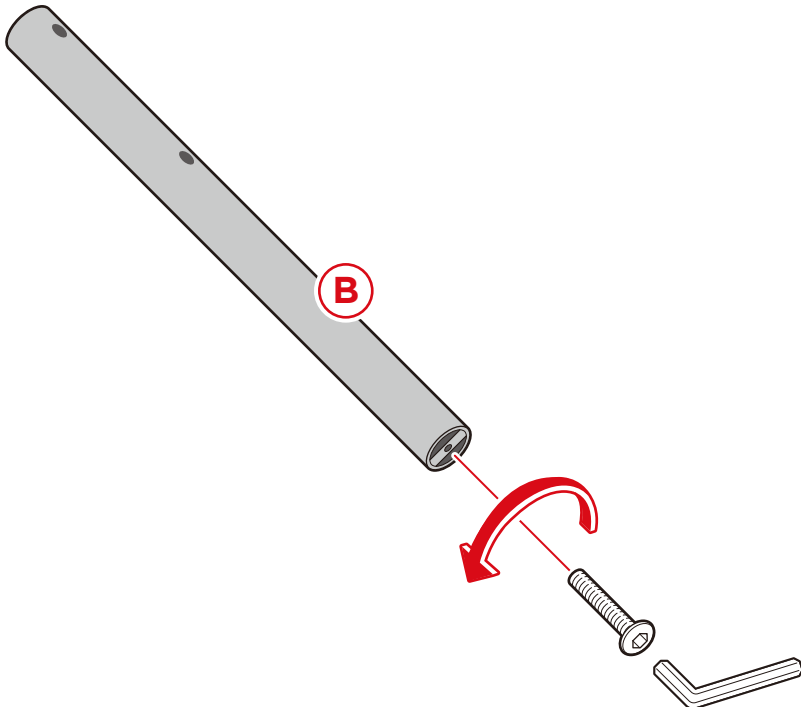
## PARTS



## PRODUCT ASSEMBLY

1

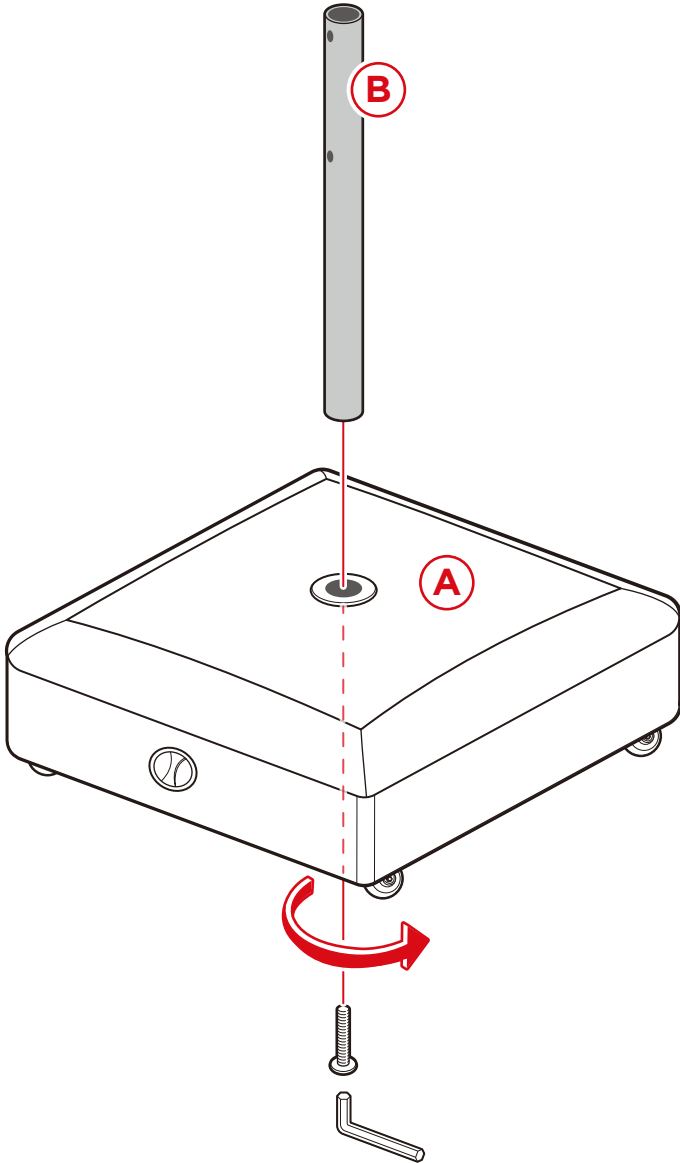
Locate and remove the pre-attached screw from part B pole housing with the allen wrench.



## PRODUCT ASSEMBLY

2

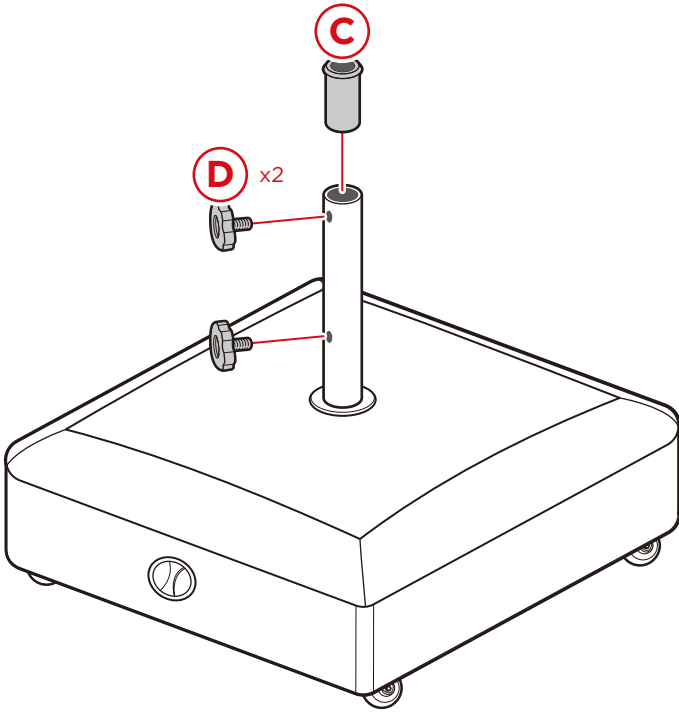
Attach the part B pole housing into part A base.  
Reattach and tighten the screw with the allen wrench.



## PRODUCT ASSEMBLY

3

Insert the part C pole bushing.  
Screw in two part D knobs.

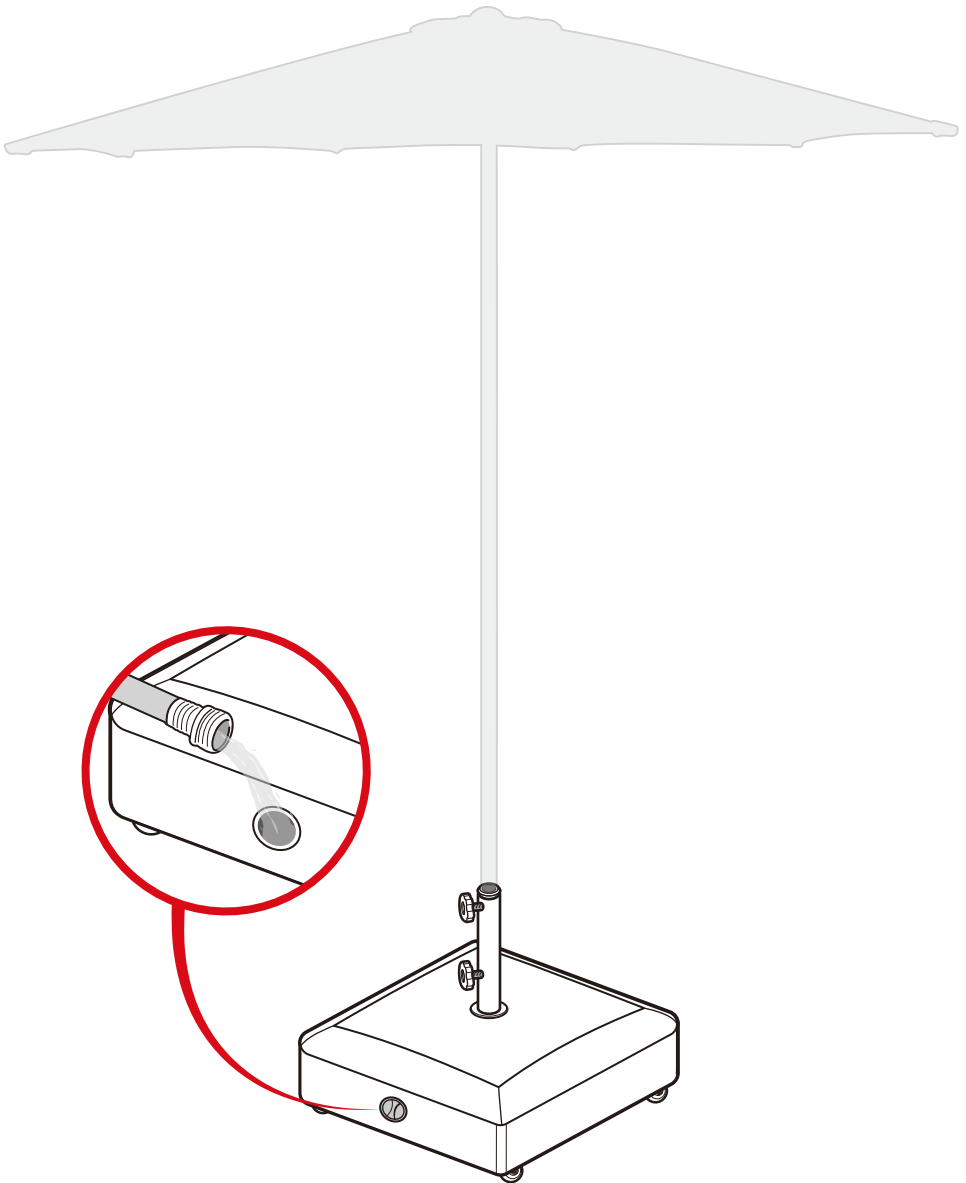


## PRODUCT ASSEMBLY

4

Fill the base with water or sand.

Insert an umbrella pole (not included) into the pole housing and tighten the knobs to secure it.





# HELP CENTER



Question about your product? We're here to help. Visit us at:

[help.bestchoiceproducts.com](http://help.bestchoiceproducts.com)



Chat Support



Product Inquiry



Orders FAQ



Product Assembly



Returns & Refunds

## PRODUCT WARRANTY INFORMATION

All items can be returned for any reason within 60 days of the receipt and will receive a full refund as long as the item is returned in its original product packaging and all accessories from its original shipment are included. All returned items will receive a full refund back to the original payment method. All returned items will not be charged a re-stocking fee.

All returned items require an RA (Return Authorization) number, which can only be provided by a Best Choice Products Customer Service Representative when the return request is submitted. Items received without an RA may not be accepted or may increase your return processing time. Once an item has been received by Best Choice Products, refunds or replacements will be processed within 5 business days.

All returns must be shipped back to the Best Choice Products Return Center at the customer's expense. If the reason for return is a result of an error by Best Choice Products then Best Choice Products will provide a pre-paid shipping label via email. Boxes for return shipping will not be provided by Best Choice Products, and is the customer's responsibility to either use the original shipping boxes or purchase new boxes.

Pictures may be required for some returns to ensure an item is not damaged prior to its return. Items returned are not considered undamaged until they are received by Best Choice Products and verified as such. All damages to items are the customer's responsibility until the item has been received by and acknowledge by Best Choice Products as undamaged.



## WARNING

Manufacturer and seller expressly disclaim any and all liability for personal injury, property damage or loss, whether direct, indirect, or incidental, resulting from the incorrect attachment, improper use, inadequate maintenance, unapproved modification, or neglect of this product.