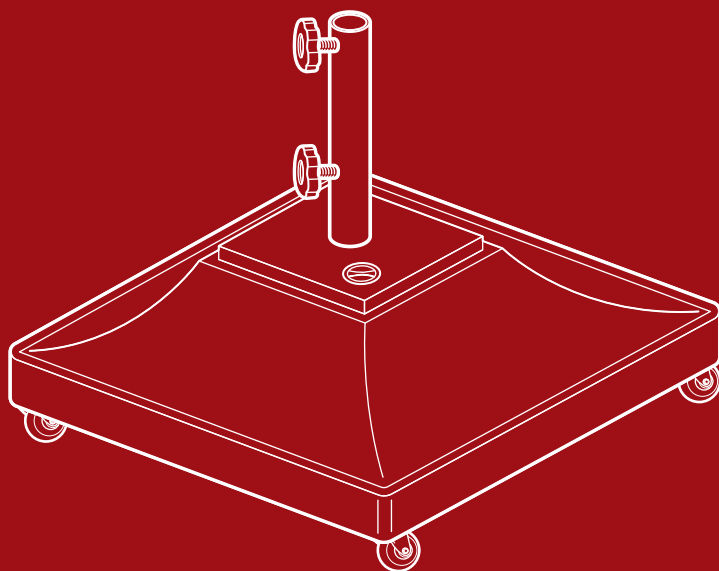




BEST CHOICE  
PRODUCTS



# INSTRUCTION MANUAL

---

Fillable Umbrella Base  
with Wheels



BEST CHOICE  
PRODUCTS

---

As shoppers, we're always trying to find the perfect balance between quality & value. At BCP, we believe we've achieved that. Our diverse catalog of everyday essentials is tailored especially to our customers & guaranteed to hit that sweet spot of high quality & low price.

— Always. —

## ! NOTICE

Please retain these instructions for future reference.

- This product is an umbrella stand. The umbrella is not included.
- Be careful when handling the umbrella base, as it is heavy.
- If any parts are missing, broken, damaged, or worn, stop using this product until repairs are made and/or factory replacement parts are installed.
- This product contains small parts for assembly. Keep small children and pets away during assembly.
- Do not use this item in a way inconsistent with the manufacturer's instructions as this could void the product warranty.
- This product contains parts and equipment pre-attached to their essential hardware. Please follow the instructions and remove the hardware as indicated for a safe assembly.
- This product is intended for residential use only.

## TOOLS REQUIRED



ALLEN WRENCH  
(PROVIDED)



1 PERSON  
ASSEMBLY



UP TO 15 MIN.  
ASSEMBLY

## HARDWARE

1

M10 x 20mm  
BASE SCREW



1 PC

2

6.3 x 13mm  
SCREW

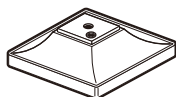


16 PCS

## PARTS

A

BASE



1 PC

B

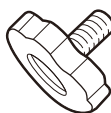
RECEIVER POLE



1 PC

C

KNOB



2 PCS

D

CASTER



2 PCS

E

LOCKING  
CASTER



2 PCS

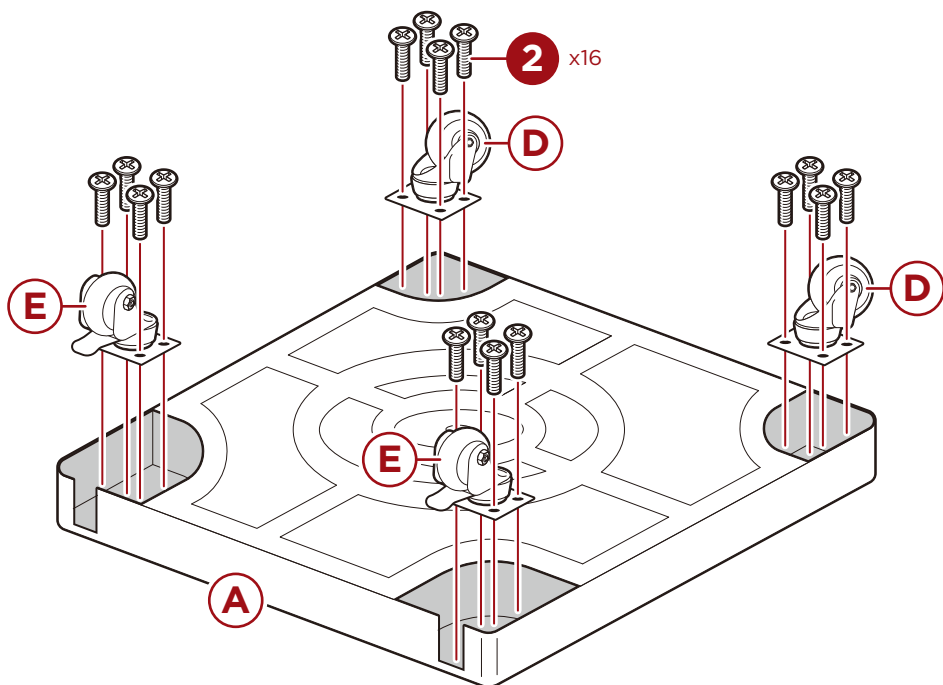
## PRODUCT ASSEMBLY

1

Place the **part A base** on a flat, level surface with its bottom facing upward.

Attach **part D & E casters** with sixteen **part 2 screws**.

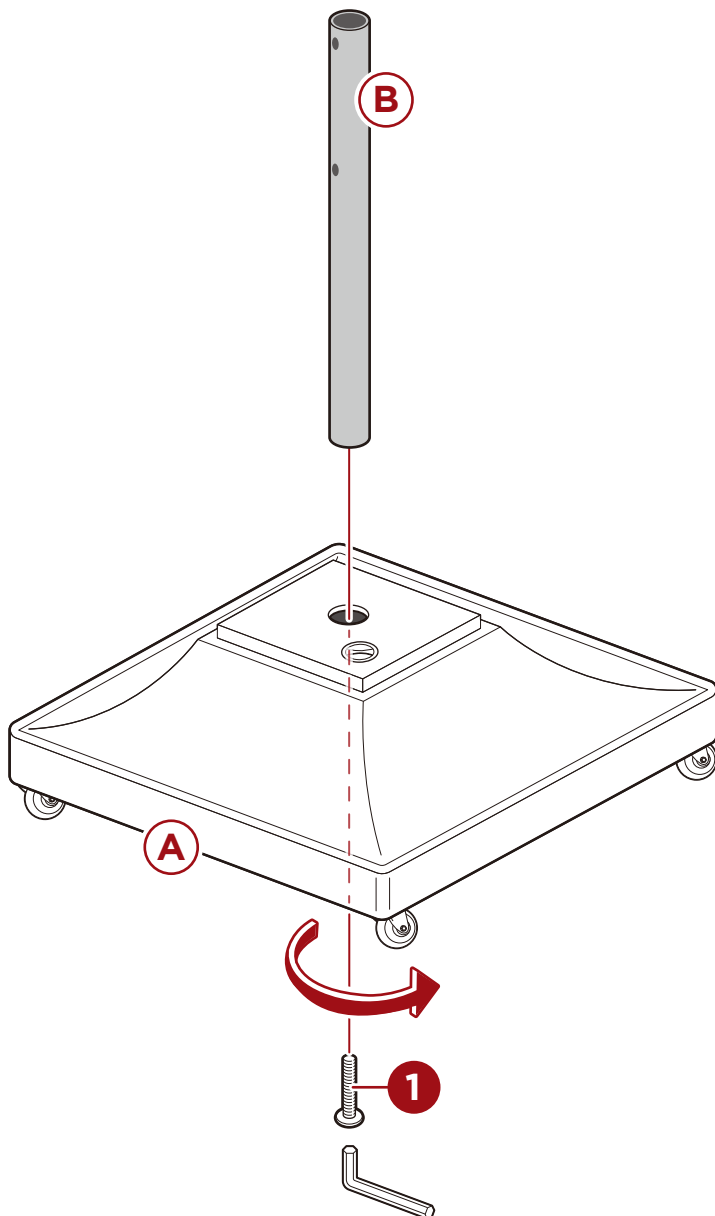
**NOTE:** Two of the casters have locking mechanisms, there are two cutouts on the side of the **part A base** to accommodate these mechanisms.



## PRODUCT ASSEMBLY

2

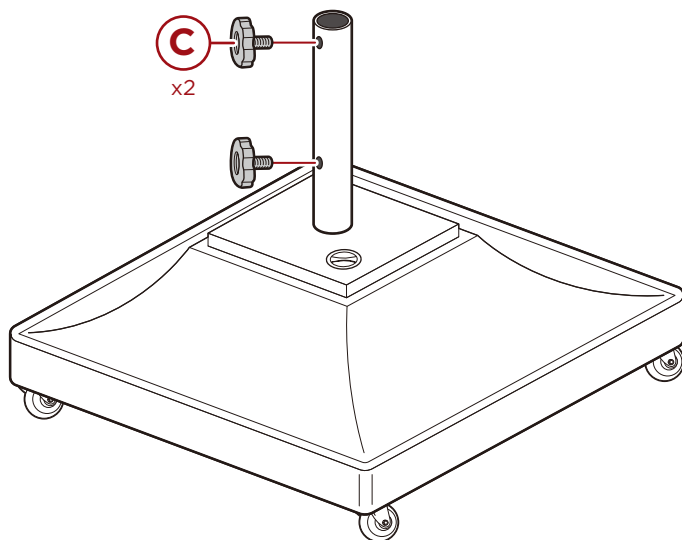
Attach the **part B receiver pole** to the **part A base** with the **part 1 base screw**.



## PRODUCT ASSEMBLY

3

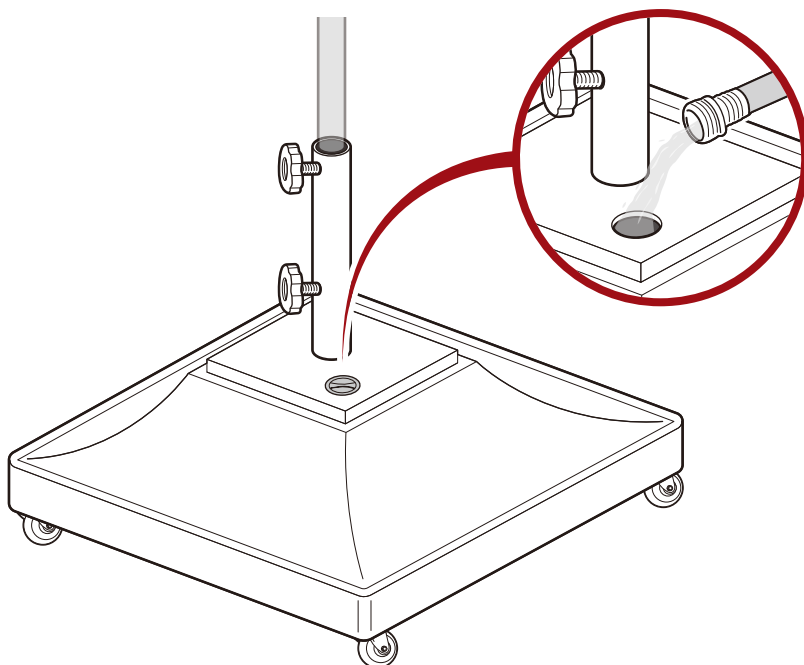
Screw two **part C knobs** into the **part B receiver pole**.



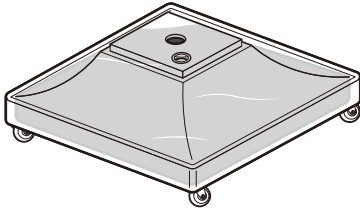
4

Fill the base with water or sand.

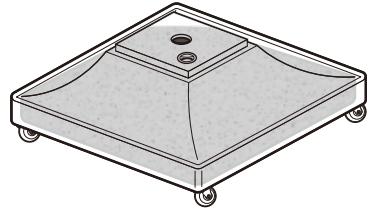
Insert an umbrella pole (not included) into the pole housing and tighten the knobs to secure it.



## MAX FILL CAPACITY



OR

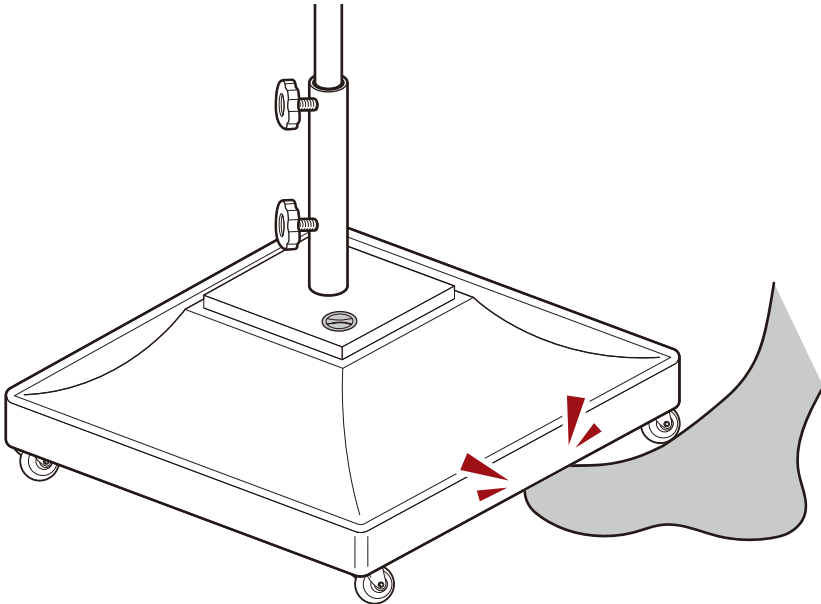


36 LITERS WATER


116 LBS. SAND

## WARNING

- Item is heavy; be careful not to accidentally place on feet when moving the base.



## CALIFORNIA PROPOSITION 65

 **WARNING:** This product can expose you to chemicals including Lead, which is known to the State of California to cause cancer and birth defects or other reproductive harm. For more information go to [www.P65Warnings.ca.gov](http://www.P65Warnings.ca.gov)



# HELP CENTER



Question about your product? We're here to help. Visit us at:

[help.bestchoiceproducts.com](http://help.bestchoiceproducts.com)



Chat Support



Product Inquiry



Orders FAQ



Product Assembly



Returns & Refunds

## PRODUCT WARRANTY INFORMATION

All items can be returned for any reason within 60 days of the receipt and will receive a full refund as long as the item is returned in its original product packaging and all accessories from its original shipment are included. All returned items will receive a full refund back to the original payment method. All returned items will not be charged a re-stocking fee.

All returned items require an RA (Return Authorization) number, which can only be provided by a Best Choice Products Customer Service Representative when the return request is submitted. Items received without an RA may not be accepted or may increase your return processing time. Once an item has been received by Best Choice Products, refunds or replacements will be processed within 5 business days.

All returns must be shipped back to the Best Choice Products Return Center at the customer's expense. If the reason for return is a result of an error by Best Choice Products then Best Choice Products will provide a pre-paid shipping label via email. Boxes for return shipping will not be provided by Best Choice Products, and is the customer's responsibility to either use the original shipping boxes or purchase new boxes.

Pictures may be required for some returns to ensure an item is not damaged prior to its return. Items returned are not considered undamaged until they are received by Best Choice Products and verified as such. All damages to items are the customer's responsibility until the item has been received by and acknowledge by Best Choice Products as undamaged.



## WARNING

Manufacturer and seller expressly disclaim any and all liability for personal injury, property damage or loss, whether direct, indirect, or incidental, resulting from the incorrect attachment, improper use, inadequate maintenance, unapproved modification, or neglect of this product.