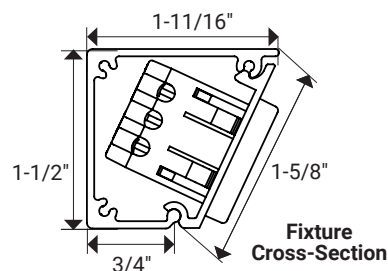




24" fixture shown in Satin Nickel  
with Grey receptacles  
APT24-4G-P-SN



### ABOUT THE PRODUCT

- Slim profile: 1-1/2"
- 20-amp tamper-resistant single receptacles
- Available in standard and custom fixtures
- Custom options include: rocker switches, additional receptacles, and length
- Simple to install fully assembled fixture with wood screws and wall anchors (included)
- Designer finishes to blend with any décor
- UL listed

### Ordering information

120-volt single receptacles, available in standard and custom fixture options

Length	Number of Receptacles	Part Number
9" (229 mm)	2	APT9-2Color-P-Finish-*Position
12" (305 mm)	2	APT12-2Color-P-Finish-*Position
18" (457 mm)	3	APT18-3Color-P-Finish-*Position
24" (610 mm)	4	APT24-4Color-P-Finish
30" (762 mm)	4	APT30-4Color-P-Finish
36" (914 mm)	4	APT36-4Color-P-Finish
42" (1067 mm)	5	APT42-5Color-P-Finish
48" (1219 mm)	5	APT48-5Color-P-Finish
60" (1524 mm)	7	APT60-7Color-P-Finish
72" (1829 mm)	8	APT72-8Color-P-Finish

Custom lengths, receptacle placements, and optional rocker switch placement available.  
Contact Design Services at 866-848-9094

\*Position indicates Left (L) or Right (R) side wire entry.

Blue indicates dealer choice: Color indicates receptacle color, and Finish indicates fixture finish color.

### APPLICATIONS

Under cabinet

Offices and computer labs

Shops and garages

For additional application help and suggestions, call Design Services at 866-848-9094

### TECHNICAL INFORMATION

Input Voltage	120-volt AC
Rating	cULus Listed
Amps	20-amp
Mounting	Wood screws and wall anchors (included)
Wiring	12-gauge Romex for receptacles
Environment	Dry locations
Construction Material	Powder-coated aluminum
Warranty	5 years

### RECEPTACLE COLOR AND COORDINATING FINISH

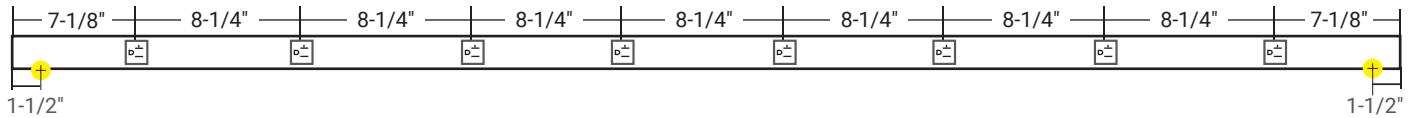


### Ordering information

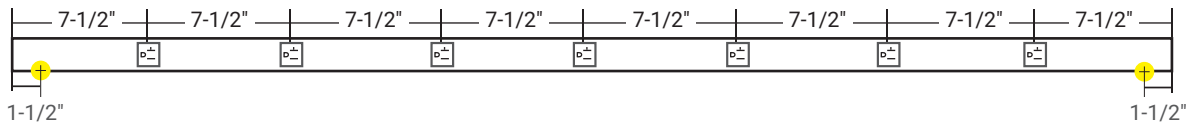
Custom options

Description	Part Number
20-amp tamper-resistant receptacles to add to custom fixtures. Available in Black (B), Grey (G), or White (W).	TR-20A-303033-Color
15-amp rocker switch to add to custom fixtures. Available in Black (B), Grey (G), or White (W).	APS-Switch-Color

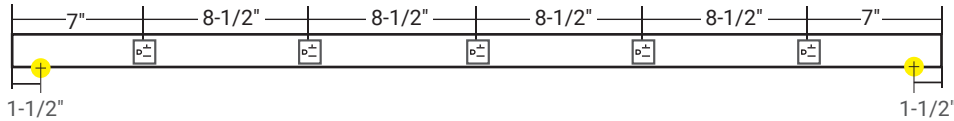
**72" Fixture—APT72-8Color-P-Finish**



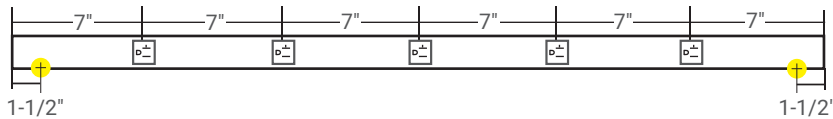
**60" Fixture—APT60-7Color-P-Finish**



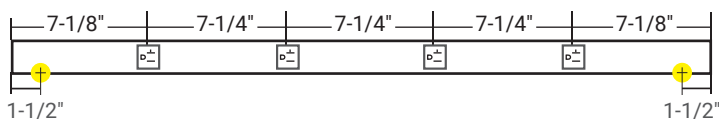
**48" Fixture—APT48-5Color-P-Finish**



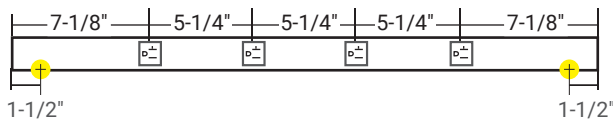
**42" Fixture—APT42-5Color-P-Finish**



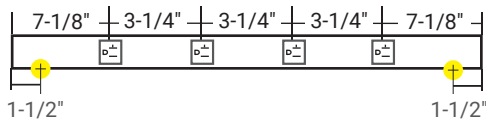
**36" Fixture—APT36-4Color-P-Finish**



**30" Fixture—APT30-4Color-P-Finish**

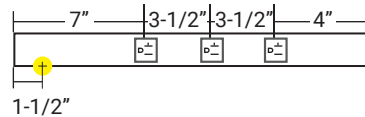


**24" Fixture—APT24-4Color-P-Finish**

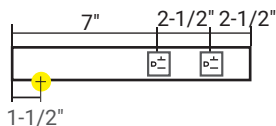


**LEFT SIDE WIRE ENTRY**

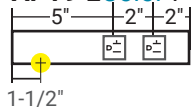
**18" Fixture  
APT18-3Color-P-Finish-L**



**12" Fixture  
APT12-2Color-P-Finish-L**

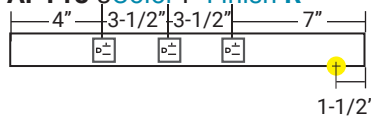


**9" Fixture  
APT9-2Color-P-Finish-L**

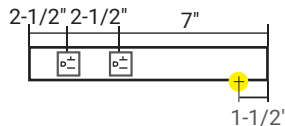


**RIGHT SIDE WIRE ENTRY**

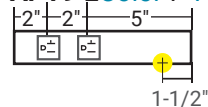
**18" Fixture  
APT18-3Color-P-Finish-R**




**12" Fixture  
APT12-2Color-P-Finish-R**




**9" Fixture  
APT9-2Color-P-Finish-R**



**LEGEND**

 = 20-amp receptacle available in Black (B), Grey (G), or White (W)

 = Knockout (all knockouts are located on the back side of fixture and are 1-1/2" from the end)

**CUSTOM OPTIONS/DETAILS**

- Custom lengths from 6"—92" (larger sizes will have a seam when assembled)
- 120-volt integral switch (available in Black, Grey, or White)
- Additional receptacles
- Custom receptacle/switch placement
- Receptacles must be a minimum of 1-1/2" apart (on center)
- Receptacles must be a minimum of 2" from the end. (Requires wire entry at opposite end of fixture—**knockout cannot be behind device**)
- 4-1/2" of room suggested for wire entry at knockout location
- Custom charges and additional design limitations may apply—Call Design Services at 866-848-9094 for a quote, lead time, and assistance with your custom order