



BEST CHOICE
PRODUCTS



INSTRUCTION MANUAL

3-Piece Lighted 2D
Gingerbread House & Kids

! NOTICE

Please retain these instructions for future reference.



1 PERSON
ASSEMBLY



UP TO 30 MIN.
ASSEMBLY

- This product is intended for outdoor use and should be assembled outdoors only.
- This item is not intended for permanent installation or use.
- Unplug item when not in use or if left unattended.
- Ensure that your voltage is consistent with specifications.
- If any parts are missing, broken, damaged, or worn, stop using this product until repairs are made and/or factory replacement parts are installed.
- Do not use this item in a way inconsistent with the manufacturer's instructions as this could void the product warranty.
- This product is intended for residential use only.

! WARNING

- Do not plug into a wall outlet until item is fully assembled and lights are properly connected.
- Do not use in extreme weather conditions.
- Keep item away from all heat sources (fireplace, stove, heater, etc.).
- Please use the provided stakes to properly secure the figures.
- Do not secure wiring with staples, nails, or sharp hooks.
- Do not hang ornaments or other objects from the cord.

HARDWARE

1

ZIP TIE



20 PCS

2

COTTER PIN



8 PCS

3

U-STAKE



12 PCS

PARTS

A

HOUSE MIDDLE



1 PC

B


HOUSE BOTTOM



1 PC

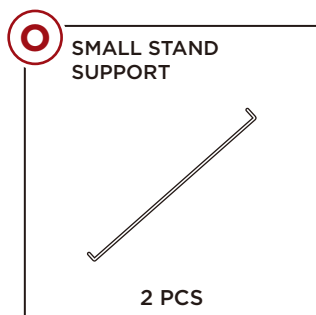
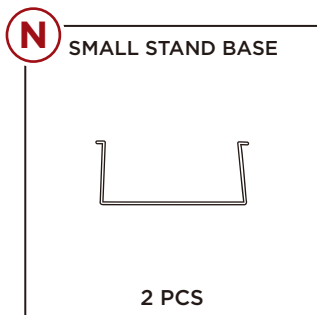
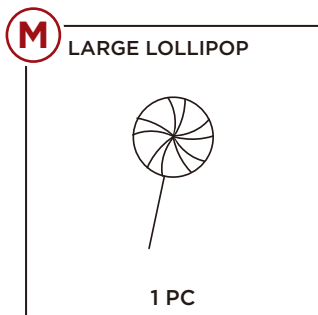
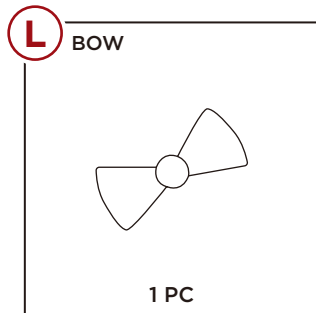
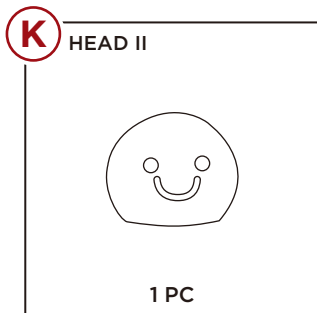
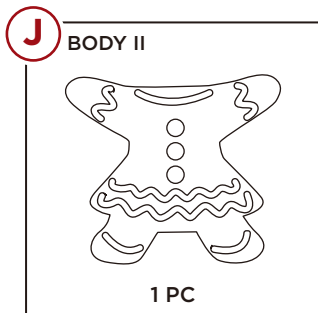
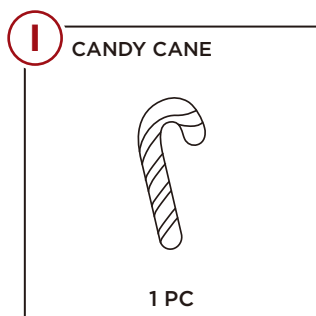
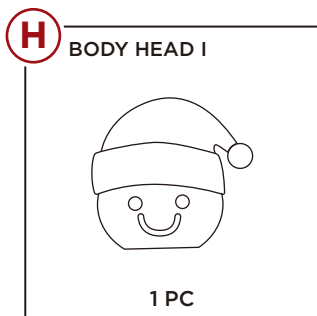
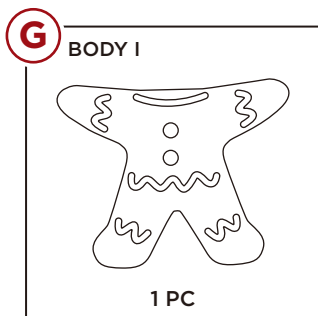
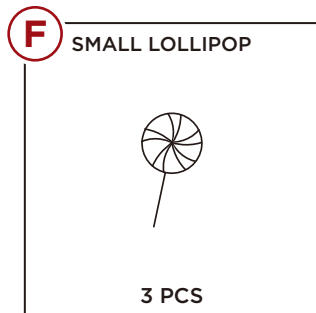
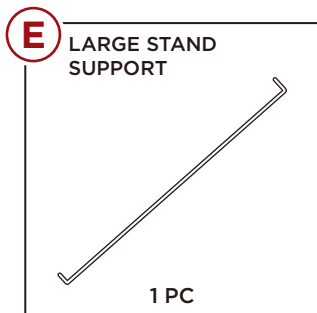
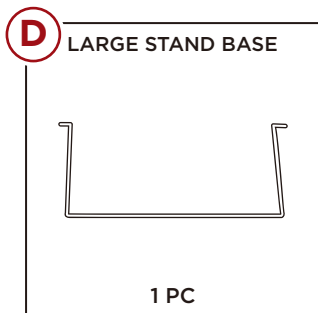
C

HOUSE ROOF



1 SET

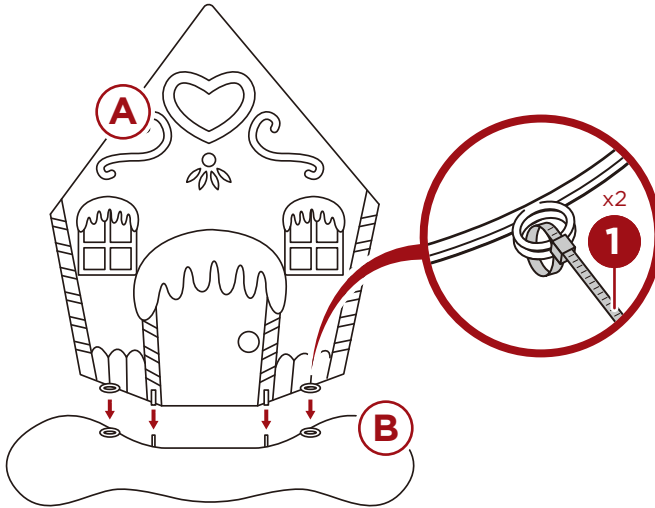
PARTS



PRODUCT ASSEMBLY

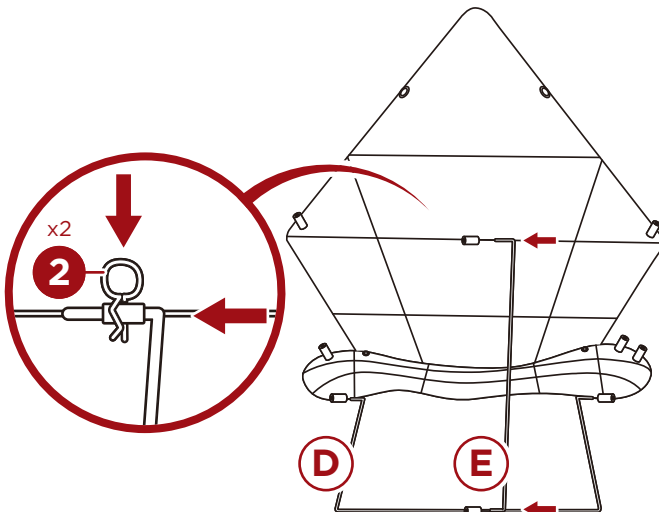
1

Attach the **part A house middle** to the **part B house bottom** by threading pieces together, then secure with two **part 1 zip ties**.



2

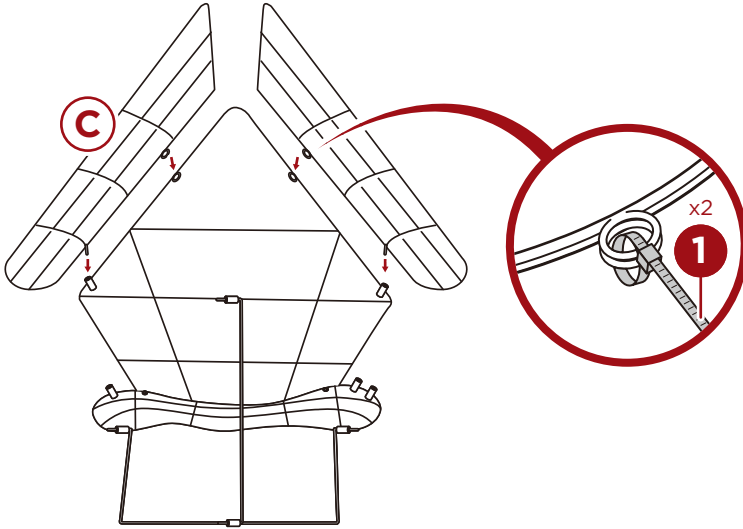
Attach the **part D large stand base** to the **part B house bottom**. Insert the **part E large stand support** into the **part A house middle** and **part D large stand base** and secure with two **part 2 cotter pins**.



PRODUCT ASSEMBLY


3

Attach the set of **part C house roof** to the **part A house middle** by threading pieces together, then secure with two **part 1 zip ties**.



4

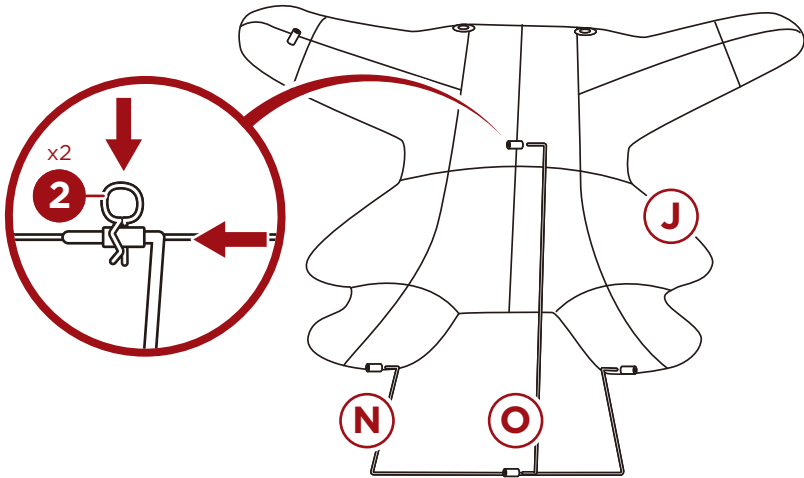
Insert three **part F small lollipops** into the **part B house bottom**.



PRODUCT ASSEMBLY

5

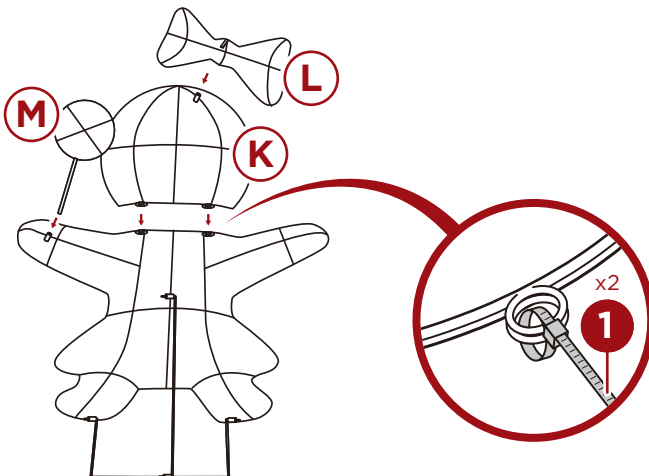
Attach one **part N small stand base** to the **part J body**. Insert the **part O small stand support** into the **part J body** and **part N small stand base** and secure with two **part 2 cotter pins**.



6

Attach the **part K head** to the **part J body** by threading pieces together, then secure with two **part 1 zip ties**.


Insert the **part L bow** and the **part M large lollipop** to the gingerbread figure.



PRODUCT ASSEMBLY

7

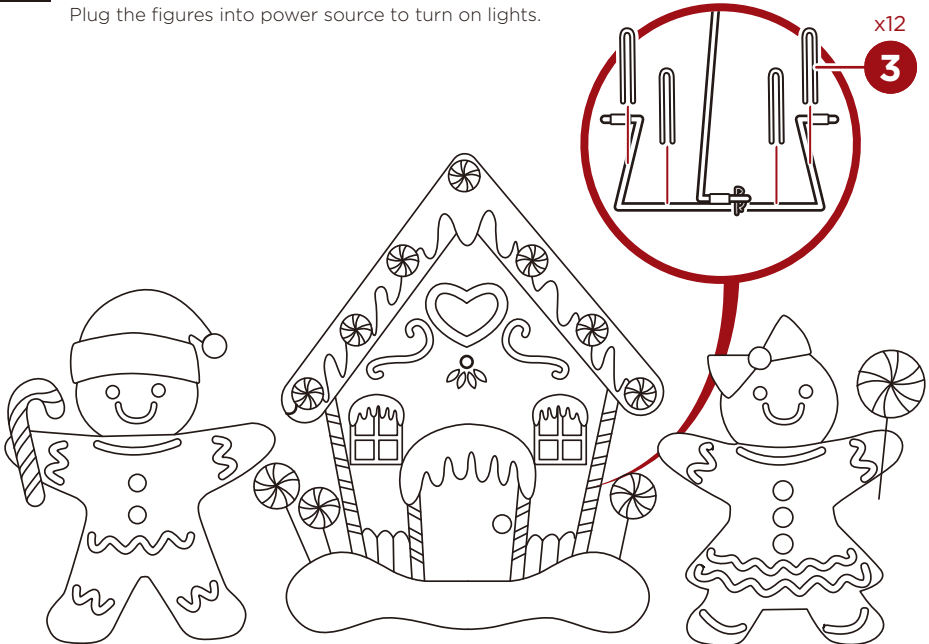
Repeat the steps to build the remaining gingerbread figure.



8

Secure the assembled figures to the ground with twelve **part 3 U-stakes**, four stakes per stand base.

Plug the figures into power source to turn on lights.





HELP CENTER



Question about your product? We're here to help. Visit us at:

help.bestchoiceproducts.com



Chat Support



Product Inquiry



Orders FAQ



Product Assembly



Returns & Refunds

PRODUCT WARRANTY INFORMATION

All items can be returned for any reason within 60 days of the receipt and will receive a full refund as long as the item is returned in its original product packaging and all accessories from its original shipment are included. All returned items will receive a full refund back to the original payment method. All returned items will not be charged a re-stocking fee.

All returned items require an RA (Return Authorization) number, which can only be provided by a Best Choice Products Customer Service Representative when the return request is submitted. Items received without an RA may not be accepted or may increase your return processing time. Once an item has been received by Best Choice Products, refunds or replacements will be processed within 5 business days.

All returns must be shipped back to the Best Choice Products Return Center at the customer's expense. If the reason for return is a result of an error by Best Choice Products then Best Choice Products will provide a pre-paid shipping label via email. Boxes for return shipping will not be provided by Best Choice Products, and is the customer's responsibility to either use the original shipping boxes or purchase new boxes.

Pictures may be required for some returns to ensure an item is not damaged prior to its return. Items returned are not considered undamaged until they are received by Best Choice Products and verified as such. All damages to items are the customer's responsibility until the item has been received by and acknowledged by Best Choice Products as undamaged.

© Best Choice Products, Inc. All rights reserved. Distributed by Best Choice Products, Inc. Newport Beach, CA 92660

WARNING

Manufacturer and seller expressly disclaim any and all liability for personal injury, property damage or loss, whether direct, indirect, or incidental, resulting from the incorrect attachment, improper use, inadequate maintenance, unapproved modification, or neglect of this product.