Why use copper press fittings?

Copper press utilizes a unique process which can eliminate the excess copper that normally accumulates in the pipe fittings. This allows water or gas to flow smoothly throughout the piping systems. By reducing the resistance within the system, this improves the performance of the overall system.

A more secure way for connection

Copper press fittings adopt a unique limit slot design. Compared to the traditional limit points, this design can effectively avoid product rupture and leakage when creating joints, so that customers can use the products more safely and securely.

Feature & Benefits

- Fully Certified
- Reliable and simple to use
- Secure and permanent joint
- Practical design
- Leak indicator
- Flame-free installation

Six simple steps to install

1 Cut the pipe to the length required

2 Remove any burrs left from cutting

3 Ensure O-rings are correctly in place

4 Mark the insertion depth

5 Ensure pipe is inserted fully to the stop

6 Press and finish

Copper Press fittings can be pressed with Milwaukee, REMS, Rigid and Rothenberger tools and associated CTS jaws. Contact Cello Products Customer Service for specific jaw set capability.

Compliant with

ASME B16.51

Uniform Plumbing Code (UPC)

International Plumbing Code (IPC)

Section 116875 of the California- Health & Safety Code

NSF/ANSI/CAN 61-2022 Drinking Water System Components Health Effects

NSF/ANSI/CAN 372-2022, Drinking Water System Components Lead Content

Building Materials Evaluation Commission (Ontario) Authorized – BMEC



Press x Pex (Crimp) Tee

Part ID	Size *(inches)*	Inner Qty	Carton Qty	Weight *(lbs)*
BPPXT-12-12-08	3/4 x 3/4 x 1/2 Pex	10	80	0.26
BPPXT-16-16-08	1 x 1/2 Pex	7	56	0.33
BPPXT-16-16-12	1 x 1 x 3/4 Pex	7	56	0.47



Press x Press No Stop - Coupling

Part ID	Size *(inches)*	Inner Qty	Carton Qty	Weight *(lbs)*
BP0-NSTOP-08	1/2	10	300	0.08
BP0-NSTOP-12	3/4	10	160	0.13
BP0-NSTOP-16	1	10	120	0.16
BP0-NSTOP-20	1 1/4	4	64	0.22
BP0-NSTOP-24	1 1/2	2	40	0.46
BP0-NSTOP-32	2	2	20	0.61
BP0-NSTOP-40	2 1/2	1	32	1.08
BP0-NSTOP-48	3	1	18	1.45
BP0-NSTOP-64	4	1	12	2.42



Press x Press Slip Coupling

Part ID	Size *(inches)*	Inner Qty	Carton Qty	Weight *(lbs)*
BP0-SLIP-08	1/2	10	100	0.12
BP0-SLIP-12	3/4	10	100	0.19
BP0-SLIP-16	1	10	100	0.28
BP0-SLIP-20	1 1/4	5	50	0.39
BP0-SLIP-24	1 1/2	5	50	0.66
BP0-SLIP-32	2	5	30	0.94

Press x Press - Coupling

Part ID	Size *(inches)*	Inner Qty	Carton Qty	Weight *(lbs)*
BP0-08	1/2	10	300	0.08
BP0-12	3/4	10	160	0.13
BP0-16	1	10	120	0.16
BP0-20	1 1/4	4	64	0.22
BP0-24	1 1/2	2	40	0.46
BP0-32	2	2	20	0.61
BP0-40	2 1/2	1	32	1.08
BP0-48	3	1	18	1.45
BP0-64	4	1	12	2.42

Press x Press Cross Over Coupling

Part ID	Size *(inches)*	Inner Qty	Carton Qty	Weight *(lbs)*
BP36-08	1/2	10	100	0.24
BP36-12	3/4	10	50	0.41



Press x Pex (Crimp) Adapter

Part ID	Size *(inches)*	Inner Qty	Carton Qty	Weight *(lbs)*
BPPX0-08	1/2	40	320	0.07
BPPX0-12	3/4	15	120	0.11
BPPX0-16	1	12	96	0.16



Press x Pex (F1960) Adapter

Part ID	Size *(inches)*	Inner Qty	Carton Qty	Weight *(lbs)*
BPPXX0-08	1/2	40	320	0.07
BPPXX0-12	3/4	15	120	0.11
BPPXX0-16	1	12	96	0.16