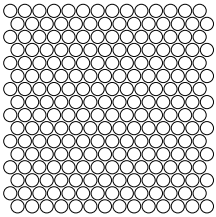





PENNY ROUNDS 3/4" | Mesh Mounted 12.38"x11.50"


GLOSSY FINISH




ADPZ 700
 Penny Rounds White




ADPB 700
 Penny Rounds Light Blue




ADPD 700
 Penny Rounds Denim




ADPTE 700
 Penny Rounds Teal




ADPSA 700
 Penny Rounds Sage




ADPSS 700
 Penny Rounds Light Sandstone




ADPG 700
 Penny Rounds Light Gray



ADPT 700
 Penny Rounds Taupe

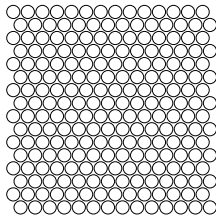


ADPS 700
 Penny Rounds Light Smoke




ADPK 700
 Penny Rounds Black

MATTE FINISH



ADPZM 700
 Penny Rounds Matte White



ADPKM 700
 Penny Rounds Matte Black

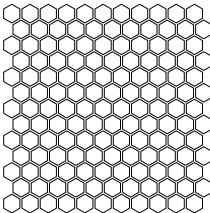


ADPB Light Blue




HEXAGONS 1" | Mesh Mounted 11.97"x11.69"

GLOSSY FINISH



ADMZ 600

Hexagons White




ADMB 600

Hexagons Light Blue




ADMD 600

Hexagons Denim




ADMTE 600

Hexagons Teal




ADMSA 600

Hexagons Sage




ADMG 600

Hexagons Light Gray




ADMT 600

Hexagons Taupe



ADMS 600

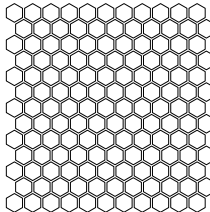
Hexagons Light Smoke



ADMK 600


Hexagons Black

MATTE FINISH



ADMZM 600

Hexagons Matte White



ADMKM 600

Hexagons Matte Black



TECHNICAL GUIDE

FIELD TILES		
SIZE	SIZE SPECIFICATIONS	THICKNESS*
MESH MOUNTED		
Penny Rounds 3/4" 12.38" x 11.50"	12.362"x11.496" (314mm x 292mm)	0.157" (4mm)
Hexagons 1" 11.97" x 11.69"	11.967"x11.693" (303.97mm x 297mm)	0.236" (6mm)
APPLICATIONS		
	SUITABLE RESIDENTIAL	SUITABLE COMMERCIAL
Bathroom Walls	YES	YES
Shower Walls	YES	YES
Kitchen Walls	YES	YES
Countertops	NO	NO
Fireplace Surrounds	YES	YES
Outdoor Cooking / Bar Spaces**	YES	YES
Pool Waterlines / Water Fountains**	YES	YES
Floors***	YES	NO
PERFORMANCE CHARACTERISTICS		
	TEST METHOD ASTM / ISO	RESULT
Water Absorption	C-373 / 10545-3	Pass
Breaking Strength	C-648 / 10545-4	N/A
Stain Resistance	C-1378 / 10545-14	Resistant
Chemical Resistance	C-650 / 10545-13	Resistant
Facial Dimensions	C-499 / 10545-2	Avg. 18.741mm
Range of Thickness	C-499 / 10545-2	Avg. 4.924mm
Warpage	C-485 / 10545-2	0

INSTALLATION	
GROUT JOINT RECOMMENDATION	SHADE VARIATION
5/64"	V2 - Slight Variation

CLEANING RECOMMENDATIONS
Routine with a non-abrasive/non-acidic, mild and PH neutral cleaner

CHARACTERISTICS	
Glaze	Solid with subtle movement
Surface Sheen	Glossy and Satin
Texture	Slightly Undulated

*Thickness is understood as the highest point of the tile.

**Not recommended for freeze-thaw environments.

*** Only Matte Colors (White and Black) and for residential use.

Due to the nature of our tile, a certain amount of variation in color, shading, surface and texture are to be expected.

