



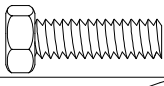

PARTS LIST:(INCLUDED)

IMPORTANT NOTES

Keep all hardware parts out of reach of children.
To avoid body injury or damage please ask someone for assistance when assembling.
Check all screws & bolts periodically and tighten them when needed.

CARE & MAINTENANCE

Use a soft cloth to wipe clean all wood parts.
Never use harsh chemicals or abrasives cleaners as they could damage the finish.

	Flat Washer	12Pieces
	Lock Washer	12Pieces
	Bolt	12Pieces
	Wrench	1Piece

ASSEMBLY INSTRUCTION:

1. Attach Base Support Board to the Base using the hardware shown.
2. Assemble the Table Top and Base together using the hardware shown.
3. Install the Poker Table Top onto the Table Top. Note: the Poker Table Top is reversible.
4. Adjust the Levelers as necessary.

