



The #1 Rated Brand in
Recycling & Waste Containers!



Innovative Designs Inspiring Change.

Spectrum® Series

Being Green Just Got More Colorful

Product Data Sheet | Version 2.3

Busch Systems International Inc.
81 Rawson Avenue, Barrie ON., Canada
1.800.565.9931
buschsystems.com



View the Spectrum® Series Online!





Being Green Just Got More Colorful

The Busch Systems® R&D team has spent countless hours crafting the Spectrum® Series with the specific ability of adapting to collection programs of all types and sizes. In the ever-evolving world of recycling & waste collection, it's imperative to build the basis of your program with as much flexibility as possible.

Our team achieved this flexibility by designing five modular containers created at the most adaptable size & profile, then hit them with the loudest variety of color options we've ever made available!

When choosing the Spectrum® Series, you'll be confident knowing the highest quality, most-versatile set of containers will outfit your program and your space perfectly. Be confident knowing the combination of containers you've selected today, can easily be adjusted to suit your program of tomorrow.

POPULAR SKU'S



101127



101166



101207



101193

BUILD YOUR SPECTRUM® STATION



ONE: THE BODY

- Cube
- Cube-Slim
- Cube XL
- Ellipse
- Ellipse-Slim

TWO: THE OPENING

- See lid opening specifications for available openings

THREE: THE LABEL

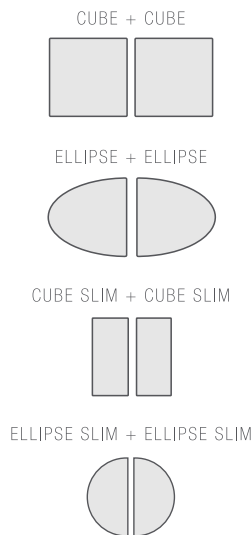
- Choose from our stock options or customize your own!

FOUR: OPTIONAL KITS


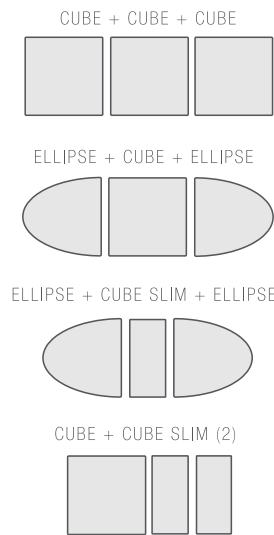
- Cube Sign Frame
- Cube Slim Sign Frame
- Double Ellipse Sign Frame
- Single Ellipse Sign Frame
- Wheel Casters



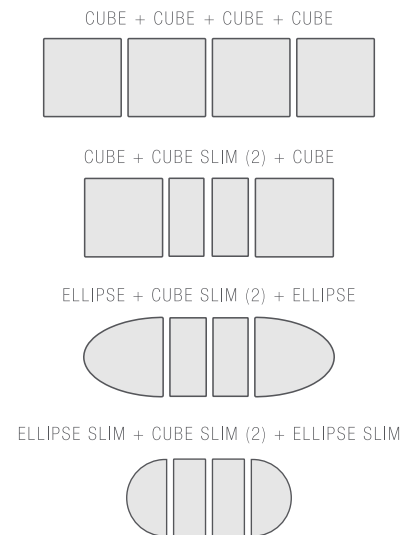
DOUBLE STATION
INSPIRATION



TRIPLE STATION
INSPIRATION



QUAD STATION
INSPIRATION



BODY SPECIFICATIONS

Below are the available Body Options for the Spectrum® Series. With this measurement guide you will find the right size Spectrum® Series container to fit your space. The measurement guide is the essence of various standard measuring methods. All measurements are in inches. Talk to your dedicated Busch Systems® sales representative for more information on how to choose the right size container for your space.



Cube



Cube-Slim



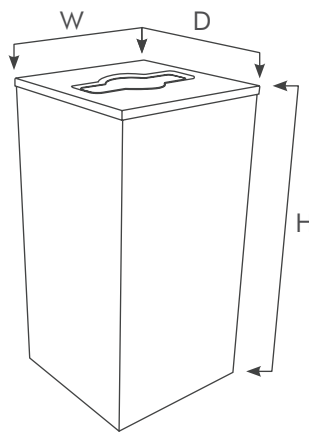
Cube XL



Ellipse



Ellipse-Slim



BODIES

Body Shape	Height	Width	Depth	Weight	Capacity
Cube	30.375"H (771.525mm)	15.75"W (400mm)	15.75"D (400mm)	31.8lbs (14.42kg)	24 gal
Cube-Slim	30.375"H (771.525mm)	8"W (203.2mm)	15.75"D (400mm)	22.15lbs (10.05kg)	10 gal
Cube XL	30.375"H (771.525mm)	21.5"W (546.1mm)	15.75"D (400mm)	38.75lbs (17.58kg)	32 gal
Ellipse	30.375"H (771.525mm)	15.75"W (400mm)	15.75"D (400mm)	27.45lbs (12.45kg)	22 gal
Ellipse-Slim	30.375"H (771.525mm)	8"W (203.2mm)	15.75"D (400mm)	18.2lbs (8.26kg)	8 gal

STOCK BODY COLORS



Black



Grey



White



Blue



Green



Brown*

*Brown only stocked in Cube-Slim bodies.

LID OPENING SPECIFICATIONS

The chart below outlines the available Lid Opening Options for each Spectrum® Series body as well as the associated opening dimensions. Be sure to run a preliminary audit of the popular materials that are discarded where your Spectrum® Series containers will be placed. For example, if you're collecting large quantities of standard-sized Cans & Bottles, the Circle Opening is the ideal choice, as it will reduce contamination of materials that are larger than the dimensions of the opening. If there is a blank cell on the body or lid style of your choice, this means there is currently no stock option available. Talk to your dedicated Busch Systems® sales representative for more information.

	Full	Mixed	Slot	Circle	Lift
Cube					
Opening Dimensions	10.25"W x 6.25"D	10.815"W x 2.63"D x 5.25"D (circle)	10.815"W x 2.63"D	5.875" Diameter	9.25"W x 8.25"D

	Full	Mixed	Slot	Circle	Full + Wipes	Lift	Liquids
Cube-Slim							
Opening Dimensions	6.25"W x 10.25"D	2.63"W x 10.815"D x 5.25"W (circle)	2.63"W x 10.815"D	5.875" Diameter	5"W x 7"D	5"W x 8"D	5" Diameter

	Full	Mixed	Full + Ashtray
Cube XL			
Opening Dimensions	12.25"W x 8.25"D	10.815"W x 2.63"D x 5.25 D (circle)	6.25"W x 10.25"D

	Full	Mixed	Circle
Ellipse			
Opening Dimensions	10.25"W x 6.25"D	10.815"W x 2.63"D x 5.25"D (circle)	5.875" Diameter

	Full	Circle
Ellipse-Slim		
Opening Dimensions	6"W x 13.75"D	5.875" Diameter

STOCK LID COLORS



Grey

PRODUCT ACCESSORIES

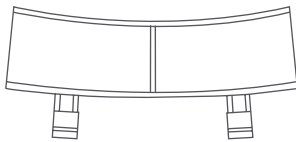
If you're interested in maximizing the full potential of your Spectrum® Series containers, you can enhance the quality & performance and expand the possibilities with top quality accessories that will add functionality and convenience with ease. These product accessories are designed to help you get the most out of your recycling & waste management equipment. Busch Systems® offers a number of different accessories to add convenience and portability.

To add movement to your Spectrum® Series station, consider the Busch Systems® professional quality caster kits that allow you to easily move your station to a better location or for cleaning and maintenance. *Not available for Ellipse Slim stations.*

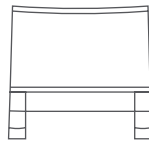
For more customization, many of the Spectrum® Series bodies are compatible with a vast choice of customizable sign frame and signage options that increase stream visibility.

Ask your Busch Systems® sales representative about how to connect your Spectrum® bins.

SIGN FRAMES



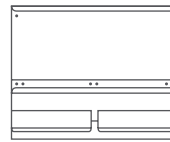
DOUBLE ELLIPSE
14.75" x 8.5" SIGNS



SINGLE ELLIPSE
13.375" x 8.5" SIGNS

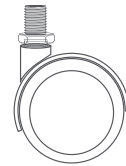


CUBE SLIM
7" x 8.5" SIGN



CUBE
15" x 8.5" SIGN

WHEEL CASTERS



*Not available for Ellipse Slim stations

STOCK GRAPHICS

To clearly indicate streams, all signage is available in corresponding stream colors. Labels come standard with white or silver icons on a clear background. All signage and labels are able to be customized.

SIGNAGE - CUBE, DOUBLE ELLIPSE, SINGLE ELLIPSE



SIGNAGE - CUBE SLIM



LABELS



NOTE: Because different computers, monitors, and printers render colors and textures differently, actual finishes may vary from those shown here.

IDEAL BAG SIZES

Cube	Cube Slim	Ellipse	Ellipse Slim	Cube XL
30 x 39	22 x 38	30 x 38	22 x 38	33 x 38

MATERIAL & CONSTRUCTION DETAILS

Not all recycling & waste receptacles are created equal. Our company policy is never to compromise on our workmanship or the quality material standards we've set. We only recommend and use quality first grade materials on our recycling & waste containers, and source these from OEM's at highly-competitive prices. Being a manufacturer that buys at high-quantities gives significant buying power with companies which in turn saves you money.

The design process, materials used, finishes and manufacturing standards all affect the final product. Every decision is vital to getting the most value for your investment. You deserve recycling & waste containers that meets your demands for quality and durability and will enhance your working environment for years to come.

Component	Material(s)	Construction
Bodies	Powder Coated Steel	<ul style="list-style-type: none"> • Fire-safe steel construction
Lids	Powder Coated Steel	<ul style="list-style-type: none"> • Platinum powder coat finish on easy to remove lids
Liners - Ellipse & Ellipse Slim	LDPE	<ul style="list-style-type: none"> • Liners are molded from durable black LDPE
Liners - Cube & Cube Slim	HDPE	<ul style="list-style-type: none"> • Liners are made of durable black HDPE and 100% Post Consumer Recycled content
Liners - Cube XL	HDPE	<ul style="list-style-type: none"> • Liners are made of durable black HDPE and contain up to 35% recycled content
Sign Frames	Powder Coated Steel	<ul style="list-style-type: none"> • Fire-safe steel construction
Signage	100lb. Digital Cover Coated Paper	<ul style="list-style-type: none"> • 30% PCW FSC®
Casters	LDPE	<ul style="list-style-type: none"> • 4 durable, long-lasting swivel casters (2 of 4 casters include brakes to secure container into place)

ENVIRONMENTAL CONSIDERATIONS

- All Spectrum® Series Receptacles use a low energy, resource efficient manufacturing and curing process
- All Spectrum® Series receptacle components disassemble at end of life and are fully recyclable
- Low maintenance and extremely long service life
- Powdercoat finishes are no- or low-VOC, depending on color
- Manufactured in North America
- [Product Carbon Footprint Dashboard for 1 Unit Spectrum® Cube](#)

Configurations	Post-Industrial Recycled Content	Post-Consumer Recycled Content	Total Recycled Content	3rd Party Certifications
Spectrum®	Contact us	Contact us	Contact us	-

Busch Systems® is dedicated to environmental responsibility. We maintain an Environmental Management System and are continually working to improve our impact through efficiency, material selection, vendor education, employee involvement, and an unwavering commitment to being a Certified B Corporation™. If you would like additional information on our product development process or if you don't see the information you need for your project on this page, please contact our Sustainability Team at sustainability@buschsystems.com.

California Proposition 65 (Prop 65), REACH (Registration, Evaluation, and Authorization of Chemical Substances – EC1907/2006)

This product series is compliant with both Prop 65 and REACH regulations. We have tested all materials and substances used in production to ensure they don't contain any harmful chemicals listed in these regulations. We prioritize product safety and have implemented strict quality control measures to ensure our products meet or exceed regulatory requirements. Customers can confidently use our product knowing it meets the highest safety standards.

LEAD TIME

Our standard lead times on stock SKU's for the Spectrum® Series are 3-5 days. Our standard lead times on the large/custom orders for the Spectrum® Series are 6-8 weeks. Please contact us to discuss your specific timing requirements.

PRICING

Please contact us at **800.565.9931** or sales@buschsystems.com. At Busch Systems®, we design, manufacture and sell our products directly to you. Our sales team is available to assist you with questions about our products, requests for quotes, and orders. Vertical Managers are located across North America to assist with the front-end specification and quoting process, and our in-house Project Sales Coordinators follow your project through from the time you place an order to shipment.

TO ORDER PLEASE SPECIFY

Quantity, body model, lid model, label choice and any optional product accessories. Talk to your dedicated Busch Systems® sales representative for more information. If you do not have a dedicated Sales Representative please contact us via our website at buschsystems.com/contact-us/

INSTALLATION

Busch Systems® Spectrum® Series containers are hassle-free when it comes to installation. Each container is individually boxed using cardboard with high-recycled content and each associated lid is boxed within the container box to ensure safe transport.

TO INSTALL YOUR SPECTRUM® SERIES CONTAINERS:

1. Unbox the body and lid components
2. Adjust levelling feet to desired height
3. Insert the recycling/waste bag into the liner and wrap the top edge of the bag around the liner
4. Place the lid on top of the body

CARE & MAINTENANCE

Busch Systems® powder coated steel products are finished with a polyester powder coat paint that is intended to help keep your recycling and waste containers protected and attractive looking for as long as possible in their environment. Their appearance and lifespan will be greatly affected by their care. Powder coated finishes can be treated like most other paints and benefit from regular cleaning.

The frequency of cleaning required depends on the environment in which the containers are used. Outdoor containers will be subject to different environmental conditions than indoor units, i.e. sun, rain, wind, pollution, winter temperatures, and salt/sea air.

To avoid the accumulation of dirt and grime on your Busch Systems® products, and help prevent corrosion, we recommend that a mild detergent be used (not an abrasive), such as a pH-neutral liquid (hand dishwashing or hand car washing soaps, for example) diluted in warm water. Wipe with a clean wet cloth and towel dry. Any dirt adhering to the powder coating should be removed. In order to remove deposits such as salt or dust, use a soft brush (non-abrasive). If this is not sufficient to remove stubborn soiling, the following products have been tested for use:

- Ajax Cream
- Ajax Liquid (in water)
- Liquid Gumption
- Cutting compound ('T. Cut')
- Flash (in water)

If solvents are absolutely needed to remove marks, a soft cloth dampened with white spirit may be used.

THINGS TO AVOID

- Solvents such as acetone, contact cleaners, thinners or Methyl Ethyl Ketone (MEK). These solvents are very damaging to the powder coat and will soften and/or dissolve the surface of the coating, diminishing its shine and durability or removing the finish altogether.
- Cleaning water that contains sulfur, iron oxide, chlorine, fluoride
- Waxes that contain abrasives
- Abrasive cleaning tools or brushes
- Contact with electrical current and dissimilar metals

Contact Us Today for a Quote on Your Spectrum® Series Station!



www.buschsystems.com • 1.800.565.9931 • 81 Rawson Avenue, Barrie, Ontario, Canada L4N 6E5