



Brushed Polished Nickel  
**BW250BNK6**

Greywood Blades




Flat Black  
**BW250FB6**

Grey Cedar Blades

Shown with Optional Lens Cover


**DAMP RATED**



Aged Bronze Textured  
**BW248AG6**

Aged Bronze Textured Blades

**DAMP RATED**



Brushed Polished Nickel  
**BW248BNK6**

Brushed Polished Nickel Blades

Shown with Optional Lens Cover

**FEATURES**

- Heavy-Duty, 3-Speed AC Motor, On/Off Rotation
- Dual Mount, Flat or Angled Ceilings up to 23°
- 4.5" Downrod Included
- Custom ABS Blades Included
- Optional 17 Watt Dimmable LED Light Kit with Optional Lens Cover Included
- Bellows Wall and Remote Controls Included
- BNK Finish is Indoor Rated  
FB is Damp Rated

**CEILING DROP DIMENSIONS**

A	18.11"
B	10.77"
C	6.69"
D	5.12"
E	10.61"
DR	4.5"


**SPECS**

Blade Sweep	50"
Number of Blades	6
Blade Pitch	14°
Motor Size (MM)	82x25
Included Control	Bellows
Compatible Control Types	Bellows
Amps (Hi Speed)	0.65
Watts (Hi Speed)	78.09
Energy Guide Watts	58
Energy Guide CFM	2362
Energy Guide CFM Watts	41
Energy Guide Yearly Energy Cost	16
High Speed (CFM)	2976
Low Speed (CFM)	1666
Carton Size (CU FT)	10.35
Shipping Wt. (lbs)	29.98
UPS Oversized	Yes

**LED SPECS**

Bulb CCT	3000K
Bulb Wattage	17
CRI	90
Lumens	1000
Light Kit	Optional

**FINISH AND BLADE PAIRINGS**



**FEATURES**

- Heavy-Duty, 3-Speed AC Motor, On/Off Rotation
- Dual Mount, Flat or Angled Ceilings up to 23°
- 4" Downrod Included
- 80° Tilt Feature on Both Motor Head Units
- Custom Blades Included
- Optional 2 Bulb 9 Watt Non-Dimmable LED Light Kit with Optional Lens Cover Included
- Bellows Wall and Remote Controls Included
- BNK Finish is Indoor Rated  
AG Finish is Damp Rated

**CEILING DROP DIMENSIONS**

A	17.50"
B	10.77"
C	11.54"
D	5.91"
E	12.93"
DR	4"

**SPECS**

Blade Sweep	48"
Number of Blades	6
Blade Pitch	7°
Motor Size (MM)	82x25
Included Control	Bellows
Compatible Control Types	Bellows
Amps (Hi Speed)	0.71
Watts (Hi Speed)	84.59
Energy Guide Watts	60
Energy Guide CFM	2628
Energy Guide CFM Watts	44
Energy Guide Yearly Energy Cost	17
High Speed (CFM)	3411
Low Speed (CFM)	1739
Carton Size (CU FT)	7.02
Shipping Wt. (lbs)	33.97
UPS Oversized	Yes

**LED SPECS**

Bulb CCT	3000K
Bulb Wattage	9
CRI	80
Lumens	1500
Light Kit	Optional

**FINISH AND BLADE PAIRINGS**



**DAMP RATED** **cETLus LISTED**

**DAMP RATED** **cETLus LISTED**