KIDS' BINOCULARS
& NATURE EXPLORER KIT

WOW-TO GUIDE







THAMES & KOSMOS

SAFETY INFORMATION

⚠ WARNING:

CHOKING HAZARD — Small parts. Not for children under 3 yrs.

WARNING! Not suitable for children under 3 years. Choking hazard — small parts may be swallowed or inhaled.
Strangulation hazard — long strap may become wrapped around the neck.
Keep the packaging and instructions as they contain important information.

Use caution when exploring the outdoors with your binoculars. Adult supervision is required. Be careful when observing wild animals. Always maintain a safe distance from wild animals.

WARNING! Never look directly into the sun — whether with your naked eye, or with the binoculars! You could blind yourself! Never inadvertently leave the binoculars in the sun — it could start a fire!

Have any questions? Missing any parts? Want to tell us a joke? Our tech support team will be glad to help you!

Thames & Kosmos US
Email: support@thamesandkosmos.com
Web: thamesandkosmos.com
Phone: 1-800-587-2872

©2026 Thames & Kosmos, LLC, Providence, RI, USA
Thames & Kosmos® is a registered trademark of Thames & Kosmos, LLC. All rights reserved.
© 2026 Tinkercast, LLC
This work, including all its parts, is copyright protected.
Image credits: p. 4 (diagram) dnbr (all previous: © stock.adobe.com)
Distributed in North America by Thames & Kosmos, LLC. Providence, RI 02903
Phone: 800-587-2872; Web: thamesandkosmos.com
The right to technical alterations is reserved.
Printed in China/ Imprimé en Chine

The Wondery+ subscription offer is exclusively available to new, first-time Wondery+ subscribers who signed up via the QR code in this guide. Such new subscribers receive their first 3 months of Wondery+ at no cost, after which your subscription will automatically renew at the then-current price. The discount cannot be added retrospectively by you or our Customer Service team. Discounts are not valid for gift card purchases. Offer good while supplies last or until terminated by Wondery. Discounts cannot be combined. Taxes may apply to the full value of discounted subscription. If you violate any of these terms, the offer will be invalid. Wondery reserves the right to modify or cancel the offer at any time. Offer is non-transferable and may not be resold.

Android, Google Play and the Google Play logo are trademarks of Google Inc. Apple and the Apple Logo are trademarks of Apple Inc., registered in the USA and other countries. App Store is a service mark of Apple Inc.

KIT CONTENTS



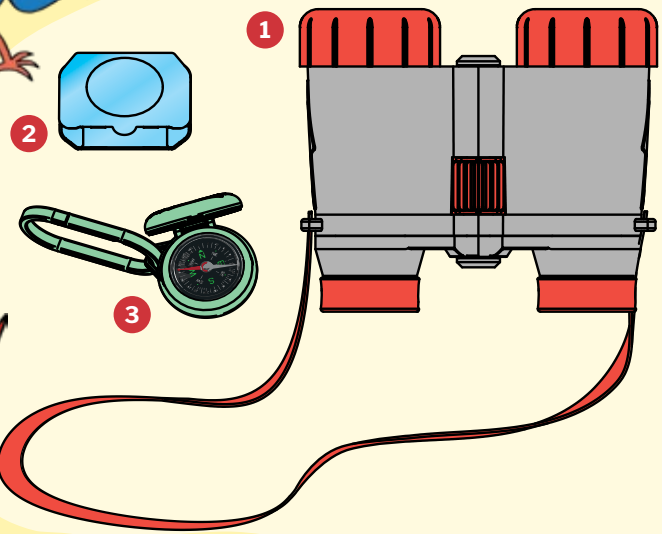



4 DECORATE YOUR BINOCULARS WITH THE STICKERS!

Part No.	Description	Quantity
1	Binoculars with strap and buckles	1
2	Specimen box	1

Part No.	Description	Quantity
3	Compass with clip	1
4	Sticker sheet	1

Attaching the strap

Use the side-release buckle and the two slide buckles to attach the strap to the bars on the binoculars. Scan this QR code for a video showing how to do this.

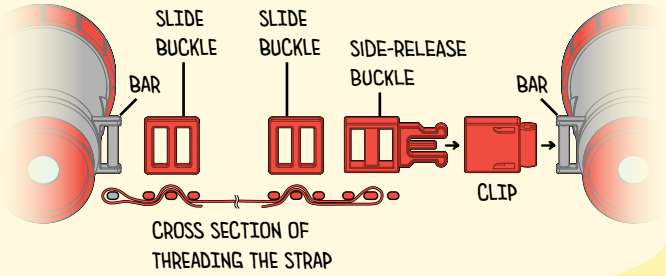

CROSS SECTION OF THREADING THE STRAP

INTRODUCTION



MINDY THOMAS
(*WOW IN THE WORLD* HOST)

WELCOME TO YOUR KIDS' BINOCULARS WOW-TO GUIDE!



GUY RAZ
(*WOW IN THE WORLD* HOST)

THIS GUIDE HAS ALL THE INFO YOU NEED TO USE YOUR BINOCULARS AND DISCOVER HOW THEY WORK!

WE'VE ALSO SPRINKLED WOW-WORTHY FACTS THROUGHOUT, SO USE THE QR CODE BELOW TO LISTEN!





AND FINALLY, BECAUSE WE LOVE EXPLORING, WE'VE INCLUDED A NATURE SCAVENGER HUNT FOR YOU AND YOUR BINOCULARS!

NOW GO FORTH, AND FIND YOUR WOW!



WOW IN THE WORLD

Wow in the World is the #1 kids science podcast, hosted by Guy Raz and Mindy Thomas!



Start here!

1. Grown-ups! Scan this QR code to start your **audio journey.**
2. Listen to **Track 1,** a *Wow in the World* Bonus Episode!
3. Unlock exclusive **Wow Facts** from Guy & Mindy when you see this symbol in the guide!

#1

WOW FACT

USING YOUR BINOCULARS AND TOOLS

1. Bring the **binoculars** up to your eyes. Fold the **barrels** in or out to best fit the distance between your eyes.

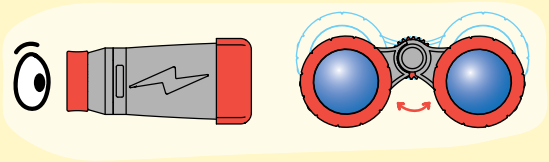

2. Look through the **eyepieces** at something about 50 feet away. Fine-tune the focus by turning the **focus adjustment wheel.**

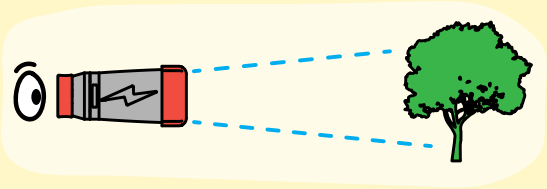

3. Attach the **specimen box** and the **compass** to the **strap.** You can store small things you find in the box. See below for instructions on using the compass.



4. You can wear the **strap** around your neck to keep the binoculars close at hand.



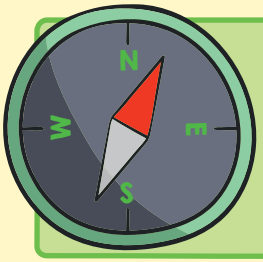

How to use the compass

Use the compass away from things like magnets and metal objects that might interfere. Hold the compass flat in your hand, making sure it's level. Hold it still until it stops spinning. The "N" arrow inside the compass will point toward Earth's north magnetic pole. This shows you which direction is north. The "E" points east, the "S" points south, and the "W" points west. Happy exploring!

HOW BINOCULARS WORK

WOW FACT #2
"An amazing invention"

Binoculars are like two small telescopes placed side by side.

The **hinge** allows you to adjust the distance between the **barrels,** to fit different faces.

Each barrel contains an **eyepiece lens** (or **ocular lens**) and an **objective lens.**

The objective lens is **convex,** meaning it is fatter in the middle. This shape bends light waves inward. The objective lens aims the light toward the eyepiece lens.

The eyepiece lens is **concave,** meaning it is thinner in the middle. This lens takes the image from the objective lens and **magnifies** it for the viewer to see.

The **focus adjustment wheel** changes the distance (or **focal length**) between the two lenses, allowing you to sharpen the image a bit.



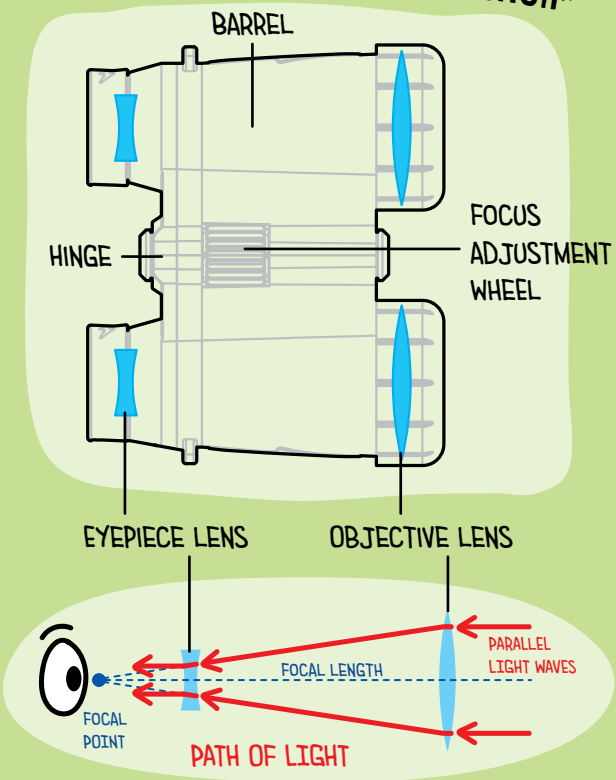

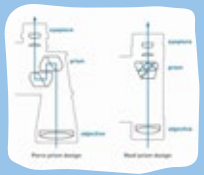

Did you know that there are even more advanced binoculars out there? There are binoculars that use **prisms** to supersize their magnification power by shortening the optical path.

PEEP THE WOW: A NATURE SCAVENGER HUNT

WOW FACT #3

"Your mission begins now"



Your **mission** is to find the following things and **view them with your binoculars!** For each clue in the **scavenger hunt** on the following pages, write down **what you saw** through the binoculars and **where you found it;** what **direction** you saw it in (using the compass); and if you collected a **specimen** at the time you saw it. There can be multiple correct answers.

Parents and adult helpers: Please guide your child in this activity! Kids must be supervised at all times, especially when exploring outdoors. Do not get too close to wildlife or interfere with them.

WOW FACT #4

"A tree family reunion"

Trees and other plants	Clue	What is it? And where and when did you see it?	Compass direction	Specimen collected
1	In the fall, my acorns drop to the ground. Squirrels love to gather them for winter.			
2	I have needles instead of leaves, and my cones often litter the ground.			
3	My leaves are separated into three or five sections, each with pointy tips, and they change colors in the fall — from greens to yellows, oranges, and reds.			
4	I have big, round, red fruits when ripe. I grow in vegetable gardens.			
5	I have thorns and beautiful flowers that come in white, pink, red, and yellow.			
6	Look for me growing near water, where my graceful branches hang down.			

PEEP THE WOW: A NATURE SCAVENGER HUNT

WOW FACT #5

"Our fine feathered friends"



Birds	Clue	What is it? And where and when did you see it?	Compass direction	Specimen collected
1	My bright red feathers make me easy to spot in the trees. Search for me where there are plenty of nuts and seeds.			
2	I'm often found near water, with long legs for wading. Look for me gracefully standing on one leg in ponds and marshes.			
3	I'm a bird of prey with a sharp beak and talons. Search for me in open fields and grasslands, where I hunt for rodents.			
4	I am a bluish gray bird. You'll find me walking around parks in cities and towns.			
5	I'm a social bird that hangs out in large groups. I'm all black and have a loud call.			
6	I have a green head and a yellow bill and swim around in the water. Find me near ponds and lakes.			
7	I am a tiny bird with wings that move so fast, you can hardly see them. I love to stick my long slender bill into flowers to suck the nectar.			
8	I have big eyes and feathers that look like little horns. Find me asking "who" everyone is!			

PEEP THE WOW:
A NATURE SCAVENGER HUNT

WOW FACT #6 "These critters are fur real"

Mammals	Clue	What is it? And where and when did you see it?	Compass direction	Specimen collected
1 	I hang out in trees in the park or your backyard. I have a bushy tail. I love to nibble on acorns and perform acrobatic tricks.			
2 	I'm a large, peaceful creature that sometimes has antlers. Find me in forests and open meadows.			
3 	I'm a small, furry mammal that builds dams and lodges. Look for my home near streams and ponds.			
4 	I'm a large mammal with hooves and a mane. Look for me grazing in grasslands and meadows.			
5 	I'm a small furry animal with long ears and a bushy tail that hops around gardens and fields, nibbling on plants.			
6 	I'm a large, intelligent marine mammal, often spotted along the coast. Look for me swimming and splashing in the waves.			
7 	I'm a tiny creature with whiskers and a tail, scurrying around fields, yards, and even inside homes.			
8 	I'm a carnivorous mammal known for my distinctive black mask and striped tail. Find me in a variety of habitats, from forests to urban areas.			

PEEP THE WOW: A NATURE SCAVENGER HUNT

WOW FACT #7 "Oodles of insects"

Bugs, reptiles, and amphibians	Clue	What is it? And where and when did you see it?	Compass direction	Specimen collected
1 	Look for me buzzing around flowers, searching for nectar. I'm a common insect that pollinates plants and makes honey.			
2 	Spot me in the daylight as I flutter by with colorful wings. I bring beauty to the surroundings, especially around plants.			
3 	Find me by lifting rocks or logs. I'm a small critter with many legs, often scurrying around in dark places.			
4 	Listen for my chirps at night — I'm a nocturnal creature. Search for me on warm summer evenings, creating a gentle melody.			
5 	In lakes and rivers, you'll discover me swimming gracefully. I have a shell on my back and am known for a slow and steady pace.			
6 	Explore rocky landscapes and gardens where I may be hiding. I'm a slender reptile, known for my quick movements and long tail.			
7 	Near ponds and streams, where the water's edge meets the land, look for me. I'm a small amphibian with a smooth, moist skin and a distinctive croak.			

PEEP THE WOW: A NATURE SCAVENGER HUNT

WOW FACT #8 "Water, water everywhere"

	Geological features and weather Clue	What is it? And where and when did you see it?	Compass direction	Specimen collected
1	Seek me in the distance, where rugged peaks touch the clouds. I'm a towering expanse of rocky beauty, inviting you to explore my trails and witness breathtaking vistas.			
2	Find me along the coasts or near large bodies of water, where waves crash against my shores. I am a strip of land kissed by the sea, providing habitats for diverse marine life.			
3	I carve my path from high places to the sea, through valleys and canyons. I am a ribbon of life, winding across the terrain, nourishing the land as I flow.			
4	Look up in the sky and spot me drifting by. I come in various shapes and sizes, creating beautiful formations high above.			
5	After the rain has ceased, search the sky for a colorful arch. I appear when sunlight meets raindrops, forming a vibrant spectacle.			
6	Head to steep landscapes where I cascade down with a thunderous roar. I am a natural wonder, a force of nature carving my way through the earth.			



Possible answers to the scavenger hunt clues:
Trees and other plants: 1. Oak tree; 2. Pine tree; 3. Maple tree; 4. Tomato plant; 5. Rose bush; 6. Willow tree.
Birds: 1. Cardinal; 2. Great Blue Heron; 3. Hawk; 4. Pigeon; 5. Crow; 6. Mallard duck; 7. Hummingbird; 8. Owl.
Mammals: 1. Squirrel; 2. Deer; 3. Beaver; 4. Horse; 5. Rabbit; 6. Whale; 7. Mouse; 8. Raccoon. Bugs, Reptiles, and Amphibians: 1. Bee; 2. Butterfly; 3. Centipede; 4. Cricket; 5. Turtle; 6. Lizard; 7. Frog. Geological features and weather: 1. Mountain; 2. Beach; 3. River; 4. Cloud; 5. Rainbow; 6. Waterfall.

NEXT-LEVEL CHALLENGES



Try these experiments on your own!

1. Make a leaf collection book.
2. Get a field guide for regional birds or other wildlife and try to spot as many as you can.
3. Have a parent or caregiver hide small toys around your backyard and try to find them with the binoculars.

Scan this QR code to KEEP THE WOW ROLLING with additional **educational resources** related to this item.

This kit was completed by:

Write your name(s) in the spaces below.

X _____

X _____

X _____

X _____



PLAY IT FORWARD!

When you are done playing and learning with this toy, we encourage you to pass it on to another curious kid!

545005-02-210126