




SYMMONS® DS Creations

the smart choice™

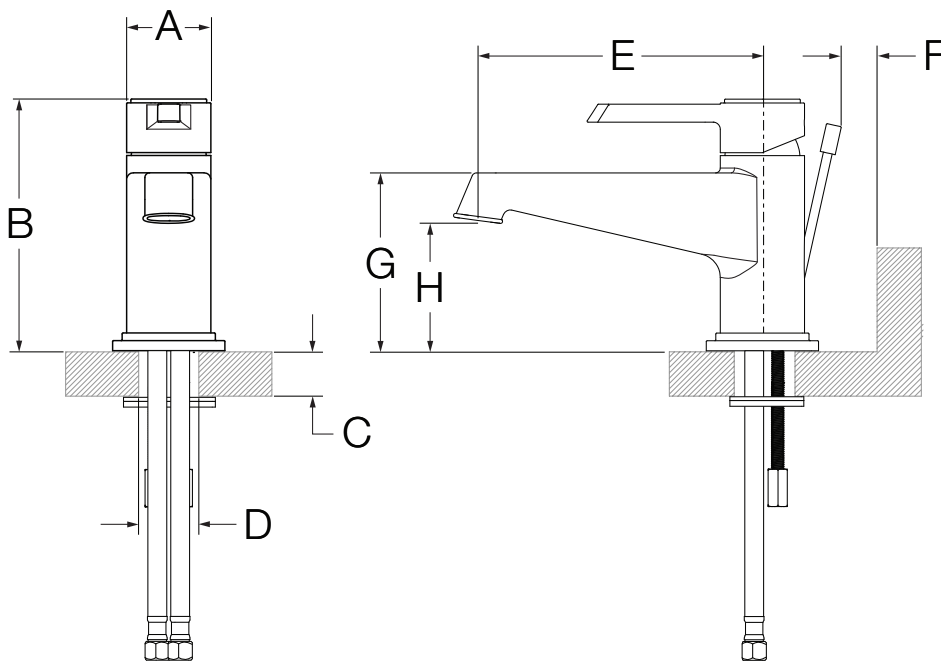
SLS-0707-1.5 (CDSLS0707-12-1.5) Single Handle Lavatory Faucet Installation Guide



| Model Numbers | Specification |
|--|--|
| <input type="checkbox"/> SLS-0707-1.5 <i>Single Handle Lavatory Faucet</i> | Single Handle Lavatory Faucet featuring single hole mount shall include quarter turn ceramic cartridge, braided hose connections, metal drain assembly and 1.5 gpm (5.7 L/min) aerator. Faucet shall be made from metal construction, plated in standard polished chrome finish. |
| Modifications | |
| <input type="checkbox"/> -1.0  <i>1.0 gpm (3.8 L/min) flow restrictor</i> Note: Append appropriate -suffix to model number. | |
| Warranty | |
| <p>Limited Lifetime - to the original end purchaser in consumer/residential installations. 5 Years - for industrial/commercial installations. Refer to www.symmons.com/warranty for complete warranty information.</p> | |



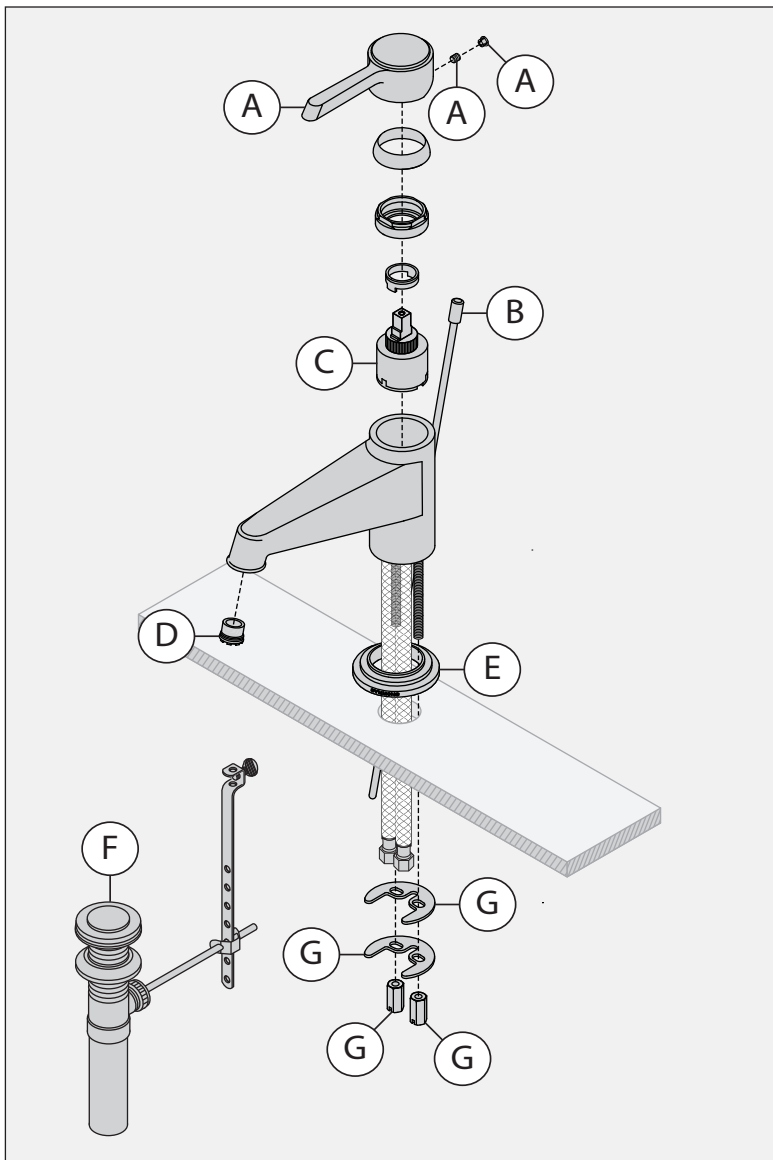
Dimensions





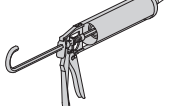


| Measurements | |
|--------------|---------------------------------|
| A | Ø 1-3/4", 44 mm |
| B | 5-5/16", 135 mm |
| C | Deck Ref. Max. 2-1/2", 64 mm |
| D | Hole Size Ø 1-1/2", 38 mm |
| E | 5-15/16", 151 mm |
| F | Min. 3/4", 19 mm |
| G | 3-3/4", 95 mm |
| H | 2-3/4", 70 mm |

Note: Dimensions subject to change without notice.

Parts Breakdown



| Replacement Parts | | |
|---------------------------------|---|-------------------------------|
| Item | Description | Part Number |
| A | Handle Kit | RL-289 |
| B | Lift Rod | RL-297 |
| C | Cartridge | KN-4 |
| D | 1.5 Aerator 1.0 Aerator | FLR-102-1.5-KIT LN-742-KIT |
| E | Spout Flange | RL-298 |
| F | Metal Drain | RL-154LR |
| G | Mounting Hardware | RL-237 |
| Tools Required for Installation | | |
| Adjustable Wrench |  | |
| Allen Wrench: Handle (2 mm) |  | |
| Plumber Tape |  | |
| Plumber Putty |  | |
| Silicone |  | |

Notes:

- 1) Apply a bead of silicone around the perimeter of trim installed flush to sink.
- 2) Apply plumber tape to all threaded connections.

⚠ WARNING: This product can expose you to chemicals including lead, which is known to the state of California to cause cancer, birth defects, or other reproductive harm. For more information, go to www.P65Warnings.ca.gov.